

## SUBJECT SITE

02 SITE PLAN  
SCALE 1 : 500

SUBJECT SITE



01 LOCATION PLAN

03 DEMOLITION PLAN  
SCALE 1 : 100RESIDENTIAL  
DEVELOPMENT

30 - 32 ADVANCE STREET, SCHOFIELDS NSW 2762

TITLE SHEET, LOCATION &amp; DEMOLITION PLAN

## ARCHITECTURAL DRAWING LIST

|       |                                     |
|-------|-------------------------------------|
| DA101 | COVER PAGE                          |
| DA102 | SITE ANALYSIS PLAN                  |
| DA103 | SITE MASTERPLAN                     |
| DA110 | LOT 2 BASEMENT 1 FLOOR PLAN         |
| DA111 | LOT 2 LOWER GROUND FLOOR PLAN       |
| DA112 | LOT 2 GROUND FLOOR PLAN             |
| DA113 | LOT 2 LEVEL 1 FLOOR PLAN            |
| DA114 | LOT 2 LEVEL 2 FLOOR PLAN            |
| DA115 | LOT 2 LEVEL 3 FLOOR PLAN            |
| DA116 | LOT 2 LEVEL 4 FLOOR PLAN            |
| DA117 | LOT 2 ROOF PLAN                     |
| DA120 | LOT 3 NORTH LEVEL 1 & 2 FLOOR PLANS |
| DA121 | LOT 3 NORTH LEVEL 3 & 4 FLOOR PLANS |
| DA122 | LOT 3 NORTH LEVEL 5 & ROOF PLAN     |
| DA130 | LOT 3 SOUTH BASEMENT 1 FLOOR PLAN   |
| DA131 | LOT 3 SOUTH LOWER GROUND FLOOR PLAN |
| DA132 | LOT 3 SOUTH GROUND FLOOR PLAN       |
| DA133 | LOT 3 SOUTH LEVEL 1 FLOOR PLAN      |
| DA134 | LOT 3 SOUTH LEVEL 2 FLOOR PLAN      |
| DA135 | LOT 3 SOUTH LEVEL 3 FLOOR PLAN      |
| DA136 | LOT 3 SOUTH LEVEL 4 FLOOR PLAN      |
| DA137 | LOT 3 SOUTH LEVEL 5 FLOOR PLAN      |
| DA138 | LOT 3 SOUTH ROOF PLAN               |
| DA140 | LOT 4 BASEMENT 1 FLOOR PLAN         |
| DA141 | LOT 4 LOWER GROUND FLOOR PLAN       |
| DA142 | LOT 4 GROUND FLOOR PLAN             |
| DA143 | LOT 4 LEVEL 1 FLOOR PLAN            |
| DA144 | LOT 4 LEVEL 2 FLOOR PLAN            |
| DA145 | LOT 4 LEVEL 3 FLOOR PLAN            |
| DA146 | LOT 4 LEVEL 4 FLOOR PLAN            |
| DA147 | LOT 4 LEVEL 5 FLOOR PLAN            |
| DA148 | LOT 4 ROOF PLAN                     |
| DA151 | ELEVATION SHEET 1                   |
| DA152 | ELEVATION SHEET 2                   |
| DA153 | ELEVATION SHEET 3                   |
| DA154 | ELEVATION SHEET 4                   |
| DA155 | ELEVATION SHEET 5                   |
| DA160 | SECTIONS SHEET 1                    |
| DA161 | SECTIONS SHEET 2                    |
| DA162 | SECTIONS SHEET 3                    |
| DA163 | SECTIONS SHEET 4                    |
| DA170 | SHADOW DIAGRAMS (EQUINOX)           |
| DA171 | SHADOW DIAGRAMS (SUMMER SOLSTICE)   |
| DA172 | SHADOW DIAGRAMS (SUMMER SOLSTICE)   |
| DA173 | SHADOW DIAGRAMS (WINTER SOLSTICE)   |
| DA180 | MATERIALS BOARD SHEET               |



DO NOT SCALE DRAWINGS.  
VERIFY ALL DIMENSIONS ON SITE.  
REFER ANY DISCREPANCIES TO  
THE SUPERINTENDENT BEFORE  
PROCEEDING WITH THE WORK.

© krillie taylor architects Pty Ltd  
These drawings are subject to copyright and may not be copied, used  
or reproduced in any way without the express permission of  
krillie taylor architects Pty Ltd.

PROPRIETOR

TOPLACE

121 Majors Bay Road  
Concord, NSW 2137  
Tel: 02 9747 0950 Fax: 02 9747 0540

ARCHITECT



a level 7, 97 pacific highway  
north sydney new 2060  
m po box 728 north sydney new 2060  
p +61(0)2 9990 6000 f +61(0)2 9990 6001  
www.krillietaylor.com.au

krillie taylor architects

DATE 27/09/2017  
SCALE 1:500

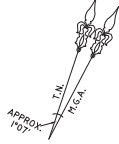
0 5 10 15 25 37.5  
PROJECT NO. DRAWING NO. ISSUE

2115 DA101 A

100mm

200mm

300mm ON ORIGINAL



ADVANCE

STREET

| LINE | BEARING    | DISTANCE | ARC    | RADIUS |
|------|------------|----------|--------|--------|
| 1    | 249°23'10" | 44.875   | 44.92  | 279.53 |
| 2    | 257°54'20" | 49.96    | 50.045 | 249.81 |
| 3    | 254°33'40" | 18.75    | 18.92  | 41.0   |
| 4    | 242°17'50" | 7.25     |        |        |
| 5    | 171°17'50" | 7.07     |        |        |
| 6    | 69°30'10"  | 41.515   | 41.56  | 261.53 |
| 7    | 77°48'00"  | 46.07    | 46.145 | 231.81 |
| 8    | 74°17'50"  | 26.105   | 26.325 | 59.0   |
| 9    | 62°17'50"  | 7.13     |        |        |
| 10   | 107°17'50" | 7.07     |        |        |
| 11   | 287°17'50" | 7.07     |        |        |
| 12   | 171°15'10" | 5.66     |        |        |
| 13   | 107°16'20" | 5.65     |        |        |
| 14   | 197°12'30" | 5.655    |        |        |

SP2 ZONE TOTAL AREA 4486m<sup>2</sup>

SP2 ZONE BOUNDARY AS SHOWN ON PLAN  
PREPARED BY BLACKTOWN CITY COUNCIL  
REF: 11-31540 (302962-6269211).DWG  
DATED 9-5-2016

LOT 1 - 457m<sup>2</sup>

D P 389673

TOTAL DEVELOPMENT AREA  
3.991 ha

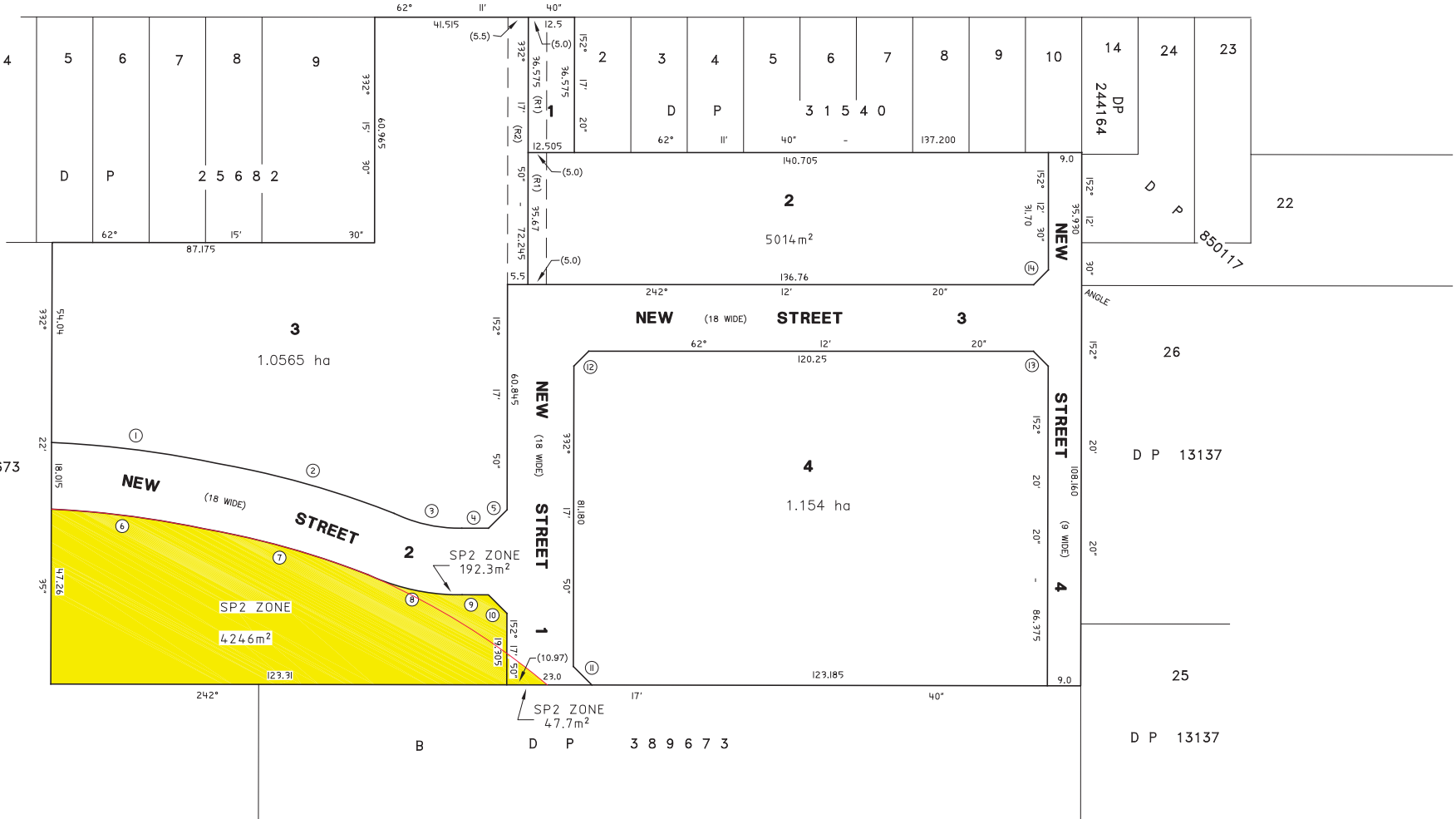
(R1) PROPOSED RIGHT OF WAY 5 WIDE  
(R2) PROPOSED RIGHT OF WAY 5.5 WIDE



NO COVENANTS AND/OR RESTRICTIONS HAVE BEEN  
INVESTIGATED BY RAMSAY SURVEYORS PTY LTD

NOTES:  
NO BOUNDARY SURVEY HAS BEEN CARRIED OUT. BOUNDARIES HAVE BEEN COMPILED  
FROM ADJOINING PLANS OF SURVEY OBTAINED FROM LAND AND PROPERTY  
INFORMATION AND ARE SUBJECT TO FINAL SURVEY.  
USE STATED DIMENSIONS. DO NOT SCALE.

© THIS PLAN & THE INFORMATION CONTAINED HEREON REMAINS  
THE PROPERTY OF RAMSAY SURVEYORS PTY LTD AND MUST NOT BE  
COPIED IN WHOLE OR PART WITHOUT THE WRITTEN CONSENT OF  
RAMSAY SURVEYORS PTY LTD & IS NOT TO BE USED FOR ANY OTHER  
PURPOSE THAN FOR THAT WHICH IT HAS BEEN PREPARED.  
THIS PLAN HAS BEEN PREPARED FOR THE SOLE USE OF THE  
INSTRUCTING PARTY &/OR THEIR NOMINATED CLIENT



| AMENDMENTS |   | L.G.A      | INSTRUCTED BY:           | RE: | PLAN SHOWING PROPOSED NEW ROADS<br>LOT 100 IN DP 1233054<br>30-32 ADVANCE STREET, SCHOFIELDS | SCALE 1:600@A1<br>DATUM -<br>SURVEY -<br>DRAWN CSM<br>DATE 03/09/18<br>OUR REF 8178<br>SHEET 1 OF 1 SHEETS |
|------------|---|------------|--------------------------|-----|--|--|
| DATE       | DESCRIPTION   |            |                          |     |  |  |
| 28-09-2018 | BOUNDARIES ADJUSTED, AREAS AMENDED AND OTHER<br>DRAFTING AMENDMENTS | BLACKTOWN  | KRIKIS TAYLER ARCHITECTS |     |  |  |
| 02-10-2018 | LOT NUMBERS AMENDED   | SCHOFIELDS | TOPLACE PTY LTD          |     |  |  |

**H RAMSAY & CO.**  
**SURVEYORS EST. 1962**  
Ramsay Surveyors Pty Limited ACN 607 389 748  
P.O. BOX 2244 CARLINGFORD NSW 2118 PH: (02) 9635 5840  
EMAIL: surveyor@ramsay.com.au www.hramsay.com.au

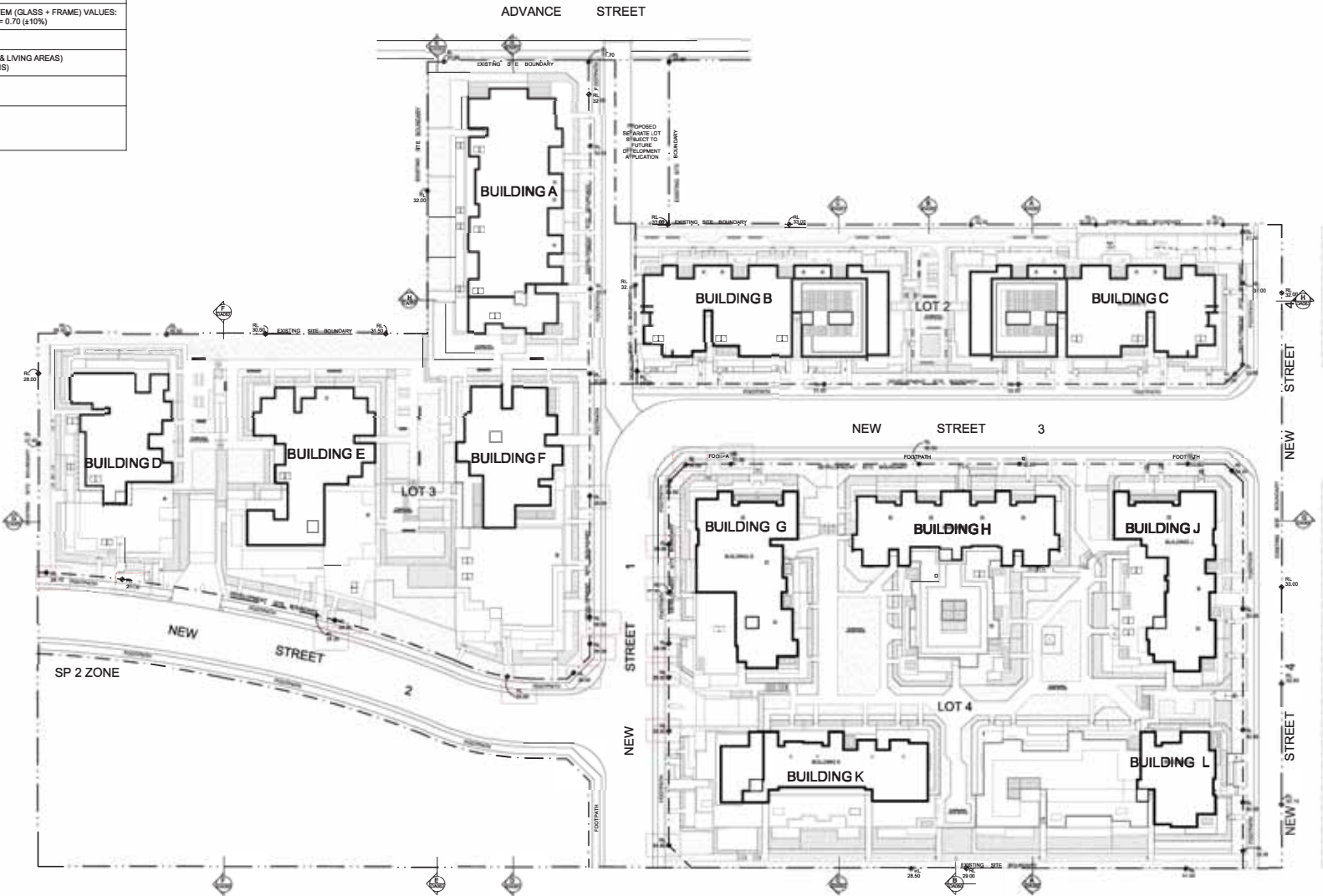


BASIX BUILDING FABRIC REQUIREMENTS

| DEFAULTS<br>DEFAULTS BASIX THERMAL COMMITMENTS UNLESS STATED IN THE MODIFICATIONS TABLES |  |  |
|--|--|--|
| ELEMENT  | MATERIAL TYPE  | DETAIL   |
| EXTERNAL WALLS   | BRICK VENEER + R1.0 INSULATION   | MEDIUM COLOUR  |
| INTERNAL WALLS   | PLASTERBOARD ON STUDS  | INTRA-TENANCY WALLS  |
|  | HEBEL POWERPANEL   | INTRA-TENANCY WALLS  |
| WINDOWS  | HEBEL POWERPANEL + R1.0 INSULATION   | INTERNAL PARTY WALLS TO NON-CONDITIONED SPACE (e.g. STAIRWELL, CORRIDORS, LIFT)  |
|  | SINGLE GLAZING, CLEAR ALUMINIUM FRAME  | NFRC GLAZING SYSTEM (GLASS + FRAME) VALUES:<br>p U ≤ 6.70 and SHGC = 0.70 (±10%) |
| SKYLIGHTS  | SINGLE GLAZED, CLEAR   |  |
| FLOOR  | CONCRETE SLAB  | TILE (KITCHEN, WET & LIVING AREAS)<br>CARPETS (BEDROOMS)                         |
|  | CONCRETE SLAB + R2.0 (INSULATION TO BASEMENT/CARPARK/OUTSIDE AIR)                                      |  |
| CEILING/<br>ROOF   | CONCRETE SLAB + PLASTERBOARD<br>CEILING + R3.0 INSULATION<br>(INSULATION TO ROOF OR OUTSIDE AIR ABOVE) | LIGHT COLOUR   |

| GLAZING MODIFICATIONS                                 |  |   |
|---|--|---|
| GLAZING TYPE  | THERMAL PROPERTIES   | UNIT LOCATIONS  |
| SINGLE, HIGH SOLAR GAIN LOW E GLAZING ALUMINIUM FRAME | NFRC GLAZING SYSTEM (GLASS + FRAME) VALVES:<br>p U ≤ 5.4 and SHGC = 0.58 (±5%) | BUILDING A: 101, 201, 301, 401, 502<br>BUILDING B: 109, 209, 309, 409<br>BUILDING C: 104, 111, 212, 312, 402, 403, 404<br>BUILDING D: 101, 102, 201, 202, 301, 302, 304, 305, 401, 404, 405, 504, 505, 601, 602<br>BUILDING E: 203, 304, 401, 404, 501, 502, 504, 702<br>BUILDING F: 410, 510, 608, 702, 705<br>BUILDING G: 101, 207, 506<br>BUILDING H: 101, 103, 201, 203, 301, 303, 401, 403<br>BUILDING J: 102, 402, 601<br>BUILDING K: 103, 201, 203, 301, 303, 401, 403, 411, 501, 502, 503, 511<br>BUILDING L: 302, 402, 501, 502, 510 |
|   | DOUBLE GLAZING, CLEAR ALUMINIUM FRAME  | BUILDING A: 108, 109, 110, 111, 209, 210, 211, 212, 213, 309, 310, 311, 312, 410, 411, 412, 413, 501, 509, 510, 511<br>BUILDING B: 101, 201, 301, 401, 509, 510, 511<br>BUILDING C: 101, 102, 103, 201, 301, 401, 412, 502, 503, 504<br>BUILDING D: 103, 203, 303, 402, 403, 501<br>BUILDING E: 503<br>BUILDING F: 101, 610, 701<br>BUILDING G: 508, 608<br>BUILDING H: 212, 312, 412, 501, 503, 511, 608<br>BUILDING J: 502<br>BUILDING L: 202, 601  |
| DOUBLE, HIGH SOLAR GAIN LOW E GLAZING ALUMINIUM FRAME | NFRC GLAZING SYSTEM (GLASS + FRAME) VALVES:<br>p U ≤ 4.3 and SHGC = 0.53 (±5%) | BUILDING A: 409, 411, 512<br>BUILDING B: 501<br>BUILDING C: 401, 501<br>BUILDING D: 502, 503, 703, 704<br>BUILDING E: 101, 201, 601, 701<br>BUILDING F: 201, 301, 401, 501  |

| INSULATION MODIFICATIONS                                      |                        |   |
|---|------------------------|---|
| ELEMENT   | INSULATION REQUIREMENT | UNIT LOCATIONS  |
| EXTERNAL WALLS AND INTERNAL WALLS TO CORRIDOR/LIFT/ STAIRWELL | R1.5                   | BUILDING A: 509, 510, 511<br>BUILDING B: 101, 201, 301, 401, 501, 510, 511<br>BUILDING C: 101, 102, 103, 111, 201, 212, 301, 312, 401, 501, 502, 503<br>BUILDING D: 101, 102, 103, 201, 202, 203, 301, 302, 303, 304, 305, 401, 402, 403, 404, 405, 501, 504, 505, 601, 602, 704<br>BUILDING G: 101, 102, 207, 506, 507, 508, 608<br>BUILDING H: 103, 401, 501, 502, 503<br>BUILDING J: 502 |
|   | R2.0                   | BUILDING A: 512<br>BUILDING C: 412<br>BUILDING D: 703, 502<br>BUILDING E: 101, 102, 103, 201, 202, 203, 301, 303, 304, 401, 402, 403, 404, 501, 509, 510, 511, 512, 601, 607, 508, 309, 610, 701, 702, 705<br>BUILDING F: 101, 201, 208, 301, 309, 311, 312, 401, 409, 410, 411, 412, 501, 509, 510, 511, 512, 601, 607, 608, 609, 701, 702, 705<br>BUILDING D: 503                         |
|   | R2.5                   | BUILDING D: 503   |



RESIDENTIAL  
DEVELOPMENT

30 - 32 ADVANCE STREET , SCHOFIELDS NSW 2762

SITE MASTERPLAN

ARCHITECT



level 7 97 pacific highway  
north sydney new 2000  
in po box 728 north sydney new 2009  
p +61 (0)2 9900 6000 f +61 (0)2 9900 6001  
www.krtkta.com.au

krtkta taylor architects

DA SUBMISSION

DATE 20/03/2018  
SCALE 1:500

0 5 10 15 25 37.5

PROJECT NO. DRAWING NO. ISSUE

2115 DA103 E



DO NOT SCALE DRAWINGS.  
VERIFY ALL DIMENSIONS ON SITE.  
REFER ANY DISCREPANCIES TO  
THE SUPERINTENDENT BEFORE  
PROCEEDING WITH THE WORK.

© krtkta taylor architects Pty Ltd

These drawings are subject to copyright and may not be copied, used  
or reproduced in any way without the express permission of  
krtkta taylor architects Pty Ltd.

PROPRIETOR

TOPLACE

121 Malors Bay Road  
Concord, NSW 2137  
Tel: 02 9747 0950 Fax: 02 9747 0540

100mm

200mm

300mm ON ORIGINAL







LOOKING SOUTH FROM ADVANCE ST

RESIDENTIAL DEVELOPMENT AT  
30-32 ADVANCE STREET, SCHOFIELDS NSW 2762

**kta** level 7 97 pacific highway north sydney nsw 2060  
 m po box 726 north sydney nsw 2059  
 p +61 (0)2 9900 6000 f +61 (0)2 9900 6001  
 w www.krikistayler.com.au  
 krikis tayler architects






LOOKING SOUTH WEST INTO COMMUNAL  
OPEN SPACE OF LOT 4

RESIDENTIAL DEVELOPMENT AT  
30-32 ADVANCE STREET, SCHOFIELDS NSW 2762


## RENDERED MASONRY OR APPLIED PAINT FINISH COLOUR



## FACEBRICK COLOUR



## POWER COATING COLOR



## COLOUR BACKED GLASS



## PREFINISHED METAL CLADDING



3A / 3B / 3C  
ALUMINUM PRIVACY  
SCREEN



3D  
ALUMINUM VERTICAL  
PRIVACY SCREEN



4  
ALUMINUM PERGOLA



5  
ALUMINUM FRAMED  
GLASS BALUSTRADE



6  
PALISAD FENCING



7  
RENDERED MASONRY  
OR APPLIED PAINT  
FINISH PLANTER



8  
ALUMINUM FRAMED  
GLAZING

# RESIDENTIAL DEVELOPMENT

30-32 ADVANCE STREET, SCHOFIELDS NSW 2762

## MATERIAL BOARD

## DA SUBMISSION

DATE 27/09/2017  
SCALE NTS

| PROJECT NO. | DRAWING NO. | ISSUE |
|-------------|-------------|-------|
| 2115        | DA180       | A     |

DO NOT SCALE DRAWINGS.  
VERIFY ALL DIMENSIONS ON SITE.  
REFER ANY DISCREPANCIES TO:  
THE SUPERINTENDENT BEFORE  
PROCEEDING WITH THE WORK.

© krikis taylor architects Pty Ltd

These drawings are subject to copyright and may not be copied, used  
or reproduced in any way without the express permission of  
krikis taylor architects Pty Ltd

PROPRIETOR  
**TOPLACE**

121 Majors Bay Road  
Concord, NSW 2137  
Tel: 02 9747 0950 Fax: 02 9747 0540

ARCHITECT

a level 7, 87 pacific highway  
north sydney nsw 2060  
enjo bldg 726 north sydney nsw 2060  
p +61(0)2 9900 8000 f +61(0)2 9900 8001  
w www.krikistaylor.com.au



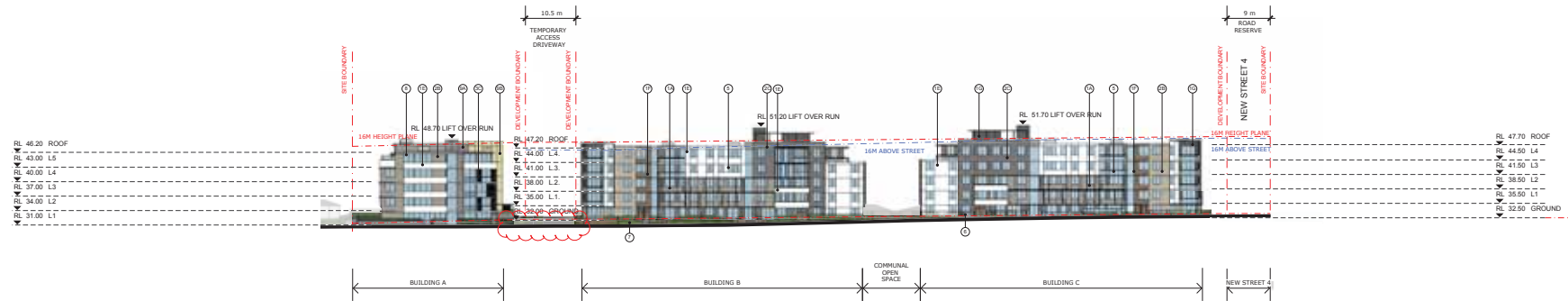
krikis taylor architects

100mm

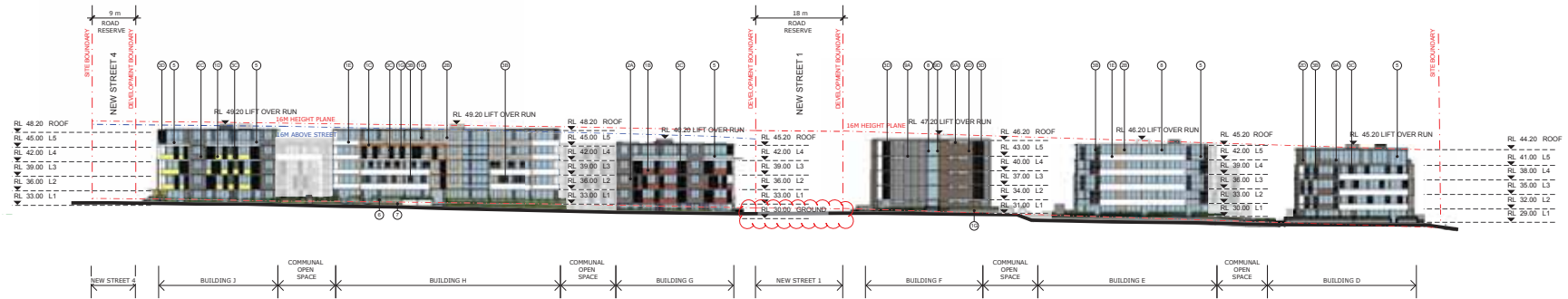
200mm

300mm ON ORIGINAL





01 BUILDING A, B & C - SOUTH ELEVATION



02 BUILDING D, E, F, G, H & J - NORTH ELEVATION

## FINISHES LEGEND

### PAINT

- 1A - RENDERED MASONRY OR APPLIED PAINT FINISH COLOUR A
- 1B - RENDERED MASONRY OR APPLIED PAINT FINISH COLOUR B
- 1C - RENDERED MASONRY OR APPLIED PAINT FINISH COLOUR C
- 1D - RENDERED MASONRY OR APPLIED PAINT FINISH COLOUR D
- 1E - RENDERED MASONRY OR APPLIED PAINT FINISH COLOUR E
- 1F - RENDERED MASONRY OR APPLIED PAINT FINISH COLOUR F
- 1G - RENDERED MASONRY OR APPLIED PAINT FINISH COLOUR G

### BRICK

- 2A - FACEBRICK COLOUR A
- 2B - FACEBRICK COLOUR B
- 2C - FACEBRICK COLOUR C
- 2D - FACEBRICK COLOUR D

### SCREEN & LOUVRES

- 3A - ALUMINIUM PRIVACY SCREEN COLOUR 3A
- 3B - ALUMINIUM PRIVACY SCREEN COLOUR 3B
- 3C - ALUMINIUM PRIVACY SCREEN COLOUR 3C
- 3D - ALUMINIUM VERTICAL PRIVACY SCREEN

### PERGOLA

- 4 - ALUMINIUM PERGOLA

### BALUSTRADE

- 5 - ALUMINIUM FRAMED GLASS BALUSTRADE

### FENCE / GATE

- 6 - PALISADE FENCING

### PLANTER

- 7 - RENDERED MASONRY OR APPLIED PAINT FINISH PLANTER

### WINDOW FRAME

- 8 - ALUMINIUM FRAMED GLAZING

### METAL CLADDING

- 9A - CLADDING COLOUR A
- 9B - CLADDING COLOUR B
- 9C - CLADDING COLOUR C
- 9D - CLADDING COLOUR D

### COLOUR BACKED GLASS

- 10 - COLOUR BACKED GLASS "BUOYANT"

# RESIDENTIAL DEVELOPMENT

30 - 32 ADVANCE STREET, SCHOFIELDS NSW 2762

## ELEVATIONS SHEET 1

## DA SUBMISSION

DATE 20/03/2018  
SCALE 1:500 @ A1

0 5 10 15 25 37.5m  
PROJECT NO. DRAWING NO. ISSUE

2115 DA151 B

DO NOT SCALE DRAWINGS.  
VERIFY ALL DIMENSIONS ON SITE.  
REFER ANY DISCREPANCIES TO  
THE SUPERINTENDENT BEFORE  
PROCEEDING WITH THE WORK.

nick taylor chartered architect no 5686

© krikis taylor architects Pty Ltd  
These drawings are subject to copyright and may not be  
copied, used or reproduced in any way without the express  
permission of krikis taylor architects Pty Ltd

PROPRIETOR  
**TOPLACE**  
121 Majors Bay Road,  
Concord, NSW 2137  
Tel: 02 9747 0950 Fax: 02 9747 0540

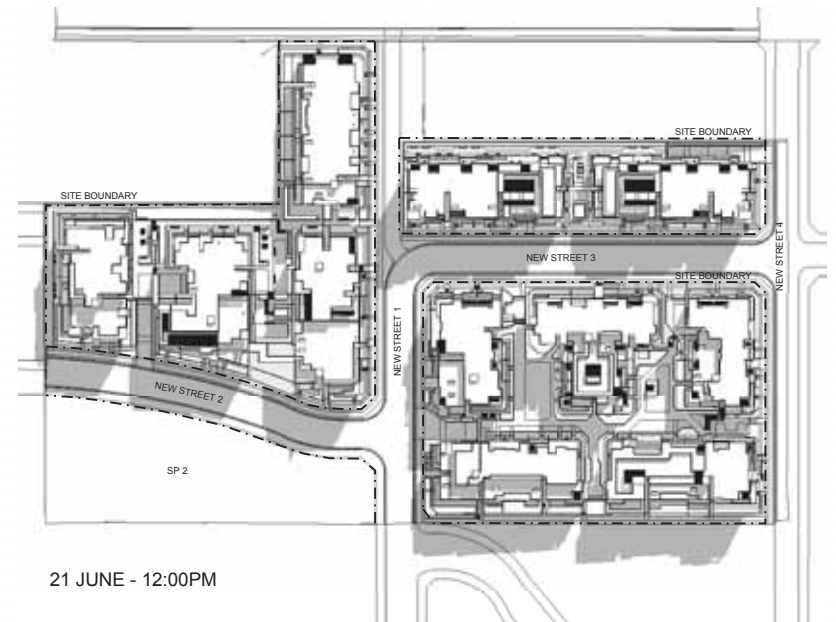
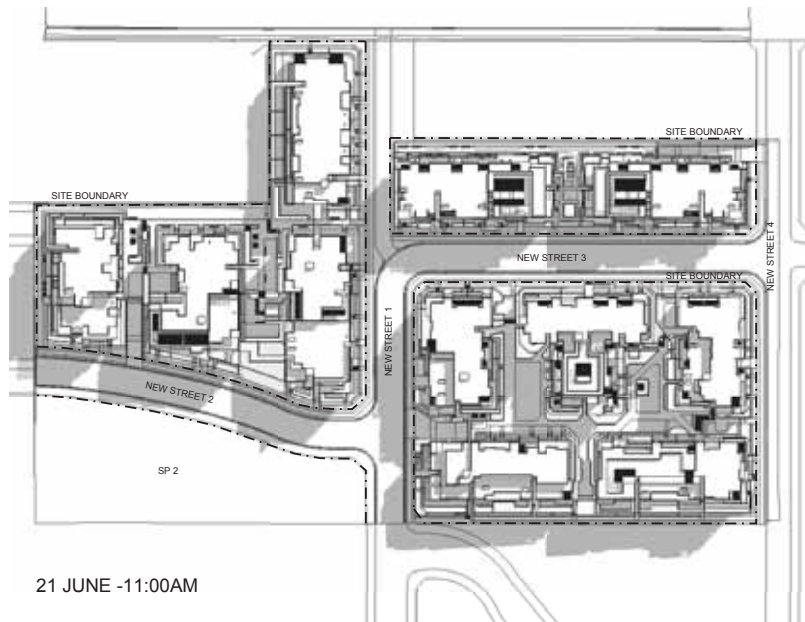
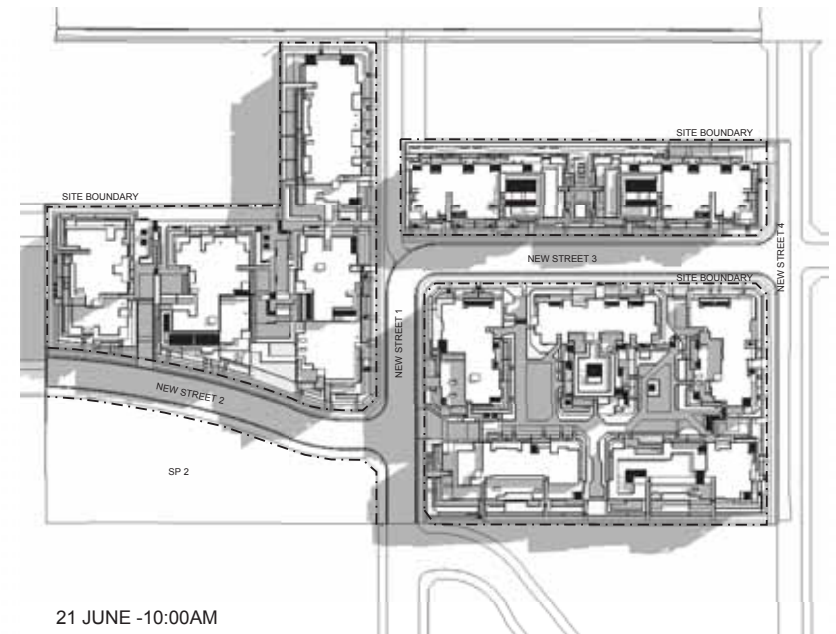
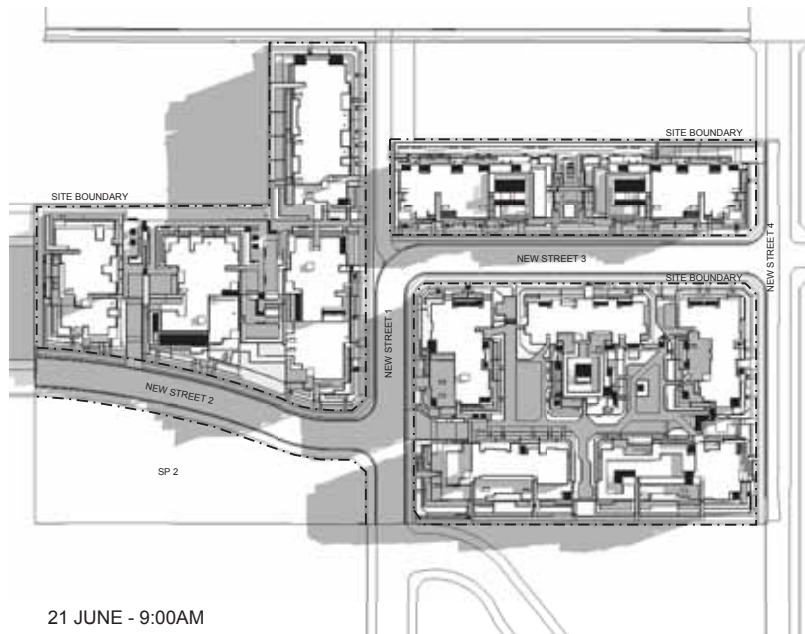
ARCHITECT  
**kta**  
krikis taylor architects  
121 Majors Bay Road,  
Concord, NSW 2137  
Tel: 02 9747 0950 Fax: 02 9747 0540  
www.krikistaylor.com.au

100mm

200mm

300mm ON ORIGINAL





# RESIDENTIAL DEVELOPMENT 30 - 32 ADVANCE STREET, SCHOFIELDS NSW 2762 SHADOW DIAGRAMS - 21 JUNE

## DA SUBMISSION

DATE 27/09/2018  
SCALE 1:1000 @ A1

0 10 20 30 50 75m  
PROJECT NO. DRAWING NO. ISSUE

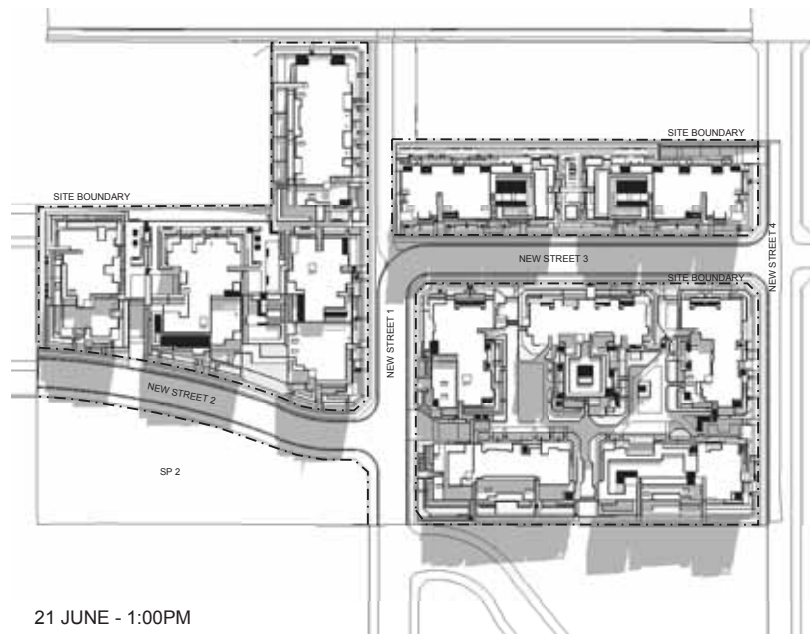
2115 DA171 B

DO NOT SCALE DRAWINGS.  
VERIFY ALL DIMENSIONS ON SITE.  
REFER ANY DISCREPANCIES TO  
THE SUPERINTENDENT BEFORE  
PROCEEDING WITH THE WORK.  
nick taylor chartered architect no 5686  
© krikis taylor architects Pty Ltd  
These drawings are subject to copyright and may not be  
copied, used or reproduced in any way without the express  
permission of krikis taylor architects Pty Ltd

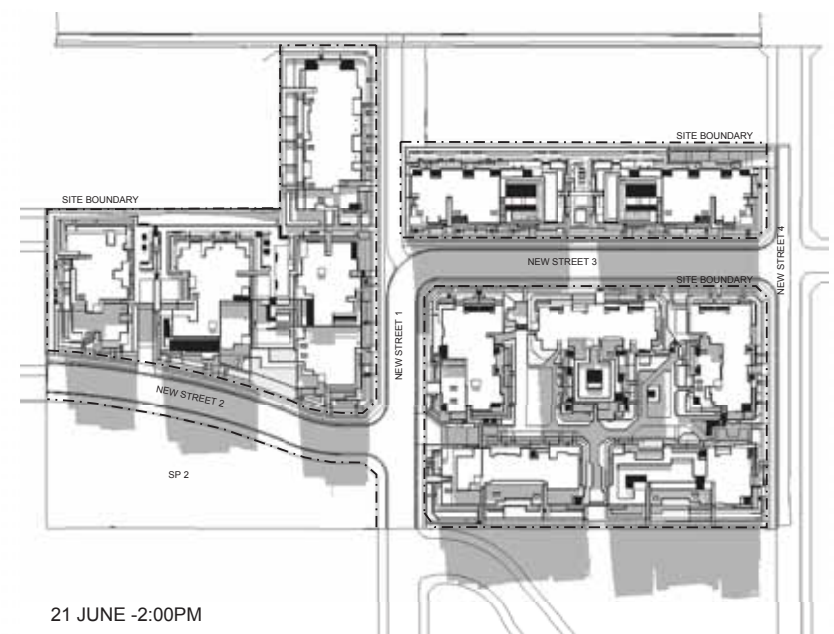
PROPRIETOR  
**TOPLACE**  
121 Majors Bay Road,  
Concord, NSW 2137  
Tel: 02 9747 0980 Fax: 02 9747 0540

ARCHITECT  
**kta**  
krikis taylor architects  
Level 7, 97 Pacific Highway  
North Sydney NSW 1585  
As at Nov 18 with building law 2018  
© krikis taylor architects  
www.krikistaylor.com.au

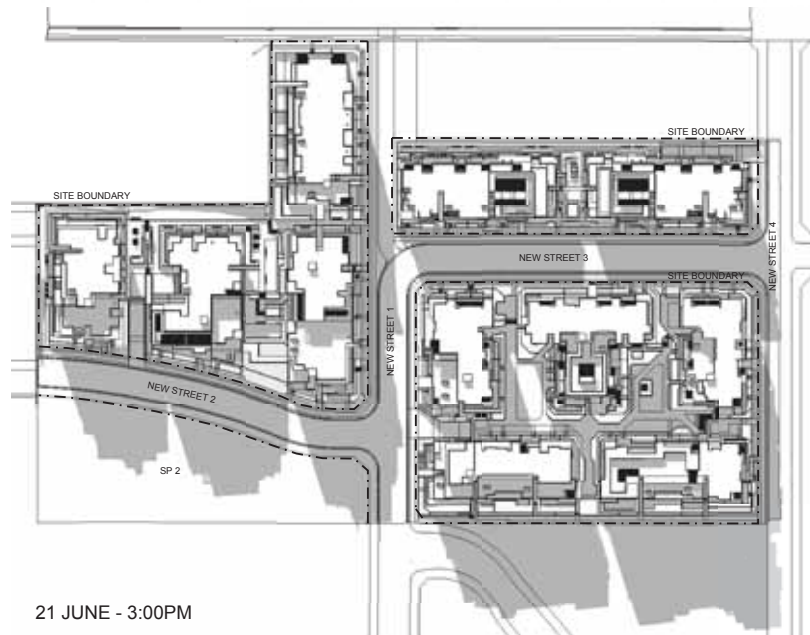
100mm 200mm 300mm ON ORIGINAL



21 JUNE - 1:00PM



21 JUNE - 2:00PM



21 JUNE - 3:00PM

## RESIDENTIAL DEVELOPMENT

30 - 32 ADVANCE STREET, SCHOFIELDS NSW 2762

### SHADOW DIAGRAMS - 21 JUNE



DO NOT SCALE DRAWINGS.  
VERIFY ALL DIMENSIONS ON SITE.  
REFER ANY DISCREPANCIES TO  
THE SUPERINTENDENT BEFORE  
PROCEEDING WITH THE WORK.

nick taylor chartered architect no 5686

© **krikis taylor architects** Pty Ltd  
These drawings are subject to copyright and may not be  
copied, used or reproduced in any way without the express  
permission of krikis taylor architects Pty Ltd

PROPRIETOR  
**TOPLACE**  
121 Majors Bay Road,  
Concord, NSW 2137  
Tel: 02 9747 0980 Fax: 02 9747 0540

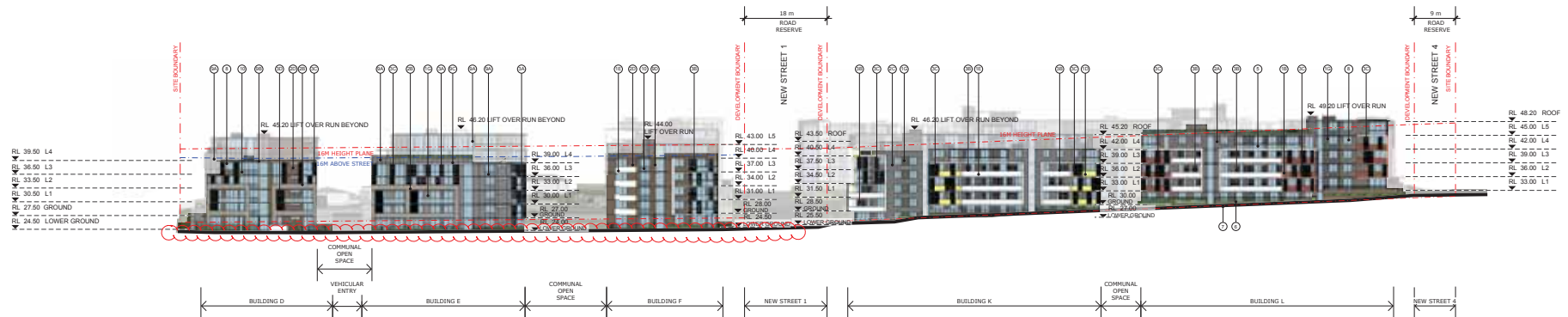


## DA SUBMISSION

DATE 27/09/2018  
SCALE 1:1000 @ A1

0 10 20 30 50 75m  
PROJECT NO. DRAWING NO. ISSUE

2115 DA172 B



01 BUILDING D , E , F , K & L - SOUTH ELEVATION

## FINISHES LEGEND

### PAINT

- 1A - RENDERED MASONRY OR APPLIED PAINT FINISH COLOUR A
- 1B - RENDERED MASONRY OR APPLIED PAINT FINISH COLOUR B
- 1C - RENDERED MASONRY OR APPLIED PAINT FINISH COLOUR C
- 1D - RENDERED MASONRY OR APPLIED PAINT FINISH COLOUR D
- 1E - RENDERED MASONRY OR APPLIED PAINT FINISH COLOUR E
- 1F - RENDERED MASONRY OR APPLIED PAINT FINISH COLOUR F
- 1G - RENDERED MASONRY OR APPLIED PAINT FINISH COLOUR G

### BRICK

- 2A - FACEBRICK COLOUR A
- 2B - FACEBRICK COLOUR B
- 2C - FACEBRICK COLOUR C
- 2D - FACEBRICK COLOUR D

### SCREEN & LOUVRES

- 3A - ALUMINIUM PRIVACY SCREEN COLOUR 3A
- 3B - ALUMINIUM PRIVACY SCREEN COLOUR 3B
- 3C - ALUMINIUM PRIVACY SCREEN COLOUR 3C
- 3D - ALUMINIUM VERTICAL PRIVACY SCREEN

### PERGOLA

- 4 - ALUMINIUM PERGOLA

### BALUSTRADE

- 5 - ALUMINIUM FRAMED GLASS BALUSTRADE

### FENCE / GATE

- 6 - PALISADE FENCING

### PLANTER

- 7 - RENDERED MASONRY OR APPLIED PAINT FINISH PLANTER

### WINDOW FRAME

- 8 - ALUMINIUM FRAMED GLAZING

### METAL CLADDING

- 9A - CLADDING COLOUR A
- 9B - CLADDING COLOUR B
- 9C - CLADDING COLOUR C
- 9D - CLADDING COLOUR D

### COLOUR BACKED GLASS

- 10 - COLOUR BACKED GLASS "BUOYANT"

## RESIDENTIAL DEVELOPMENT

30 - 32 ADVANCE STREET , SCHOFIELDS NSW 2762

### ELEVATIONS SHEET 2

PROPRIETOR  
**TOPLACE**  
121 Majors Bay Road,  
Concord, NSW 2137  
Tel: 02 9747 0980 Fax: 02 9747 0540



## DA SUBMISSION

DATE 20/03/2018  
SCALE 1:500 @ A1

PROJECT NO. 2115 DRAWING NO. DA152 ISSUE B

DO NOT SCALE DRAWINGS.  
VERIFY ALL DIMENSIONS ON SITE.  
REFER ANY DISCREPANCIES TO  
THE SUPERINTENDENT BEFORE  
PROCEEDING WITH THE WORK.

nick taylor chartered architect no 5686

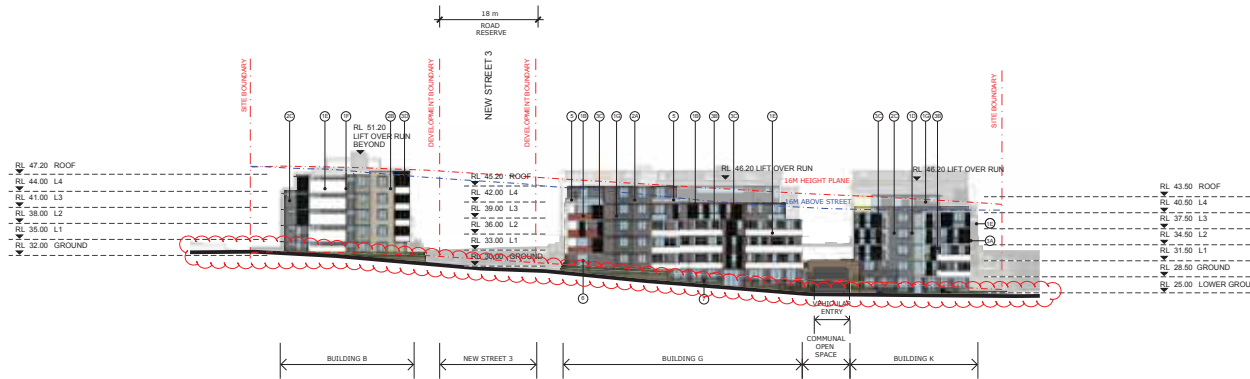
© krikis taylor architects Pty Ltd  
These drawings are subject to copyright and may not be  
copied, used or reproduced in any way without the express  
permission of krikis taylor architects Pty Ltd

100mm

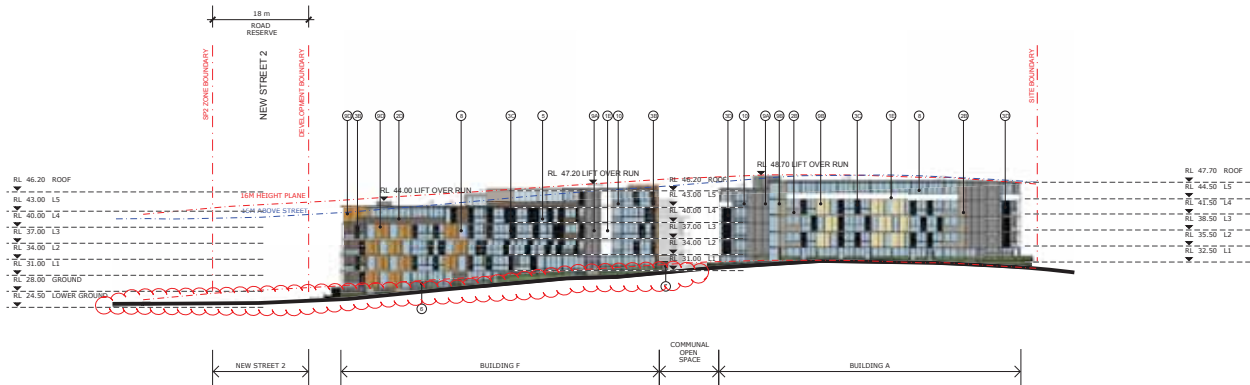
200mm

300mm ON ORIGINAL





01 BUILDING B, G & K - WEST ELEVATION



02 BUILDING A & F - EAST ELEVATION

## FINISHES LEGEND

### PAINT

- 1A - RENDERED MASONRY OR APPLIED PAINT FINISH COLOUR A
- 1B - RENDERED MASONRY OR APPLIED PAINT FINISH COLOUR B
- 1C - RENDERED MASONRY OR APPLIED PAINT FINISH COLOUR C
- 1D - RENDERED MASONRY OR APPLIED PAINT FINISH COLOUR D
- 1E - RENDERED MASONRY OR APPLIED PAINT FINISH COLOUR E
- 1F - RENDERED MASONRY OR APPLIED PAINT FINISH COLOUR F
- 1G - RENDERED MASONRY OR APPLIED PAINT FINISH COLOUR G

### BRICK

- 2A - FACEBRICK COLOUR A
- 2B - FACEBRICK COLOUR B
- 2C - FACEBRICK COLOUR C
- 2D - FACEBRICK COLOUR D

### SCREEN & LOUVRES

- 3A - ALUMINIUM PRIVACY SCREEN COLOUR 3A
- 3B - ALUMINIUM PRIVACY SCREEN COLOUR 3B
- 3C - ALUMINIUM PRIVACY SCREEN COLOUR 3C
- 3D - ALUMINIUM VERTICAL PRIVACY SCREEN

### PERGOLA

- 4 - ALUMINIUM PERGOLA

### BALUSTRADE

- 5 - ALUMINIUM FRAMED GLASS BALUSTRADE

### FENCE / GATE

- 6 - PALISADE FENCING

### PLANTER

- 7 - RENDERED MASONRY OR APPLIED PAINT FINISH PLANTER

### WINDOW FRAME

- 8 - ALUMINIUM FRAMED GLAZING

### METAL CLADDING

- 9A - CLADDING COLOUR A
- 9B - CLADDING COLOUR B
- 9C - CLADDING COLOUR C
- 9D - CLADDING COLOUR D

### COLOUR BACKED GLASS

- 10 - COLOUR BACKED GLASS "BUOYANT"

## RESIDENTIAL DEVELOPMENT

30 - 32 ADVANCE STREET, SCHOFIELDS NSW 2762

### ELEVATIONS SHEET 3

## DA SUBMISSION

DATE 20/03/2018  
SCALE 1:500 @ A1

0 5 10 15 25 37.5m  
PROJECT NO. DRAWING NO. ISSUE

2115 DA153 B

DO NOT SCALE DRAWINGS.  
VERIFY ALL DIMENSIONS ON SITE.  
REFER ANY DISCREPANCIES TO  
THE SUPERINTENDENT BEFORE  
PROCEEDING WITH THE WORK.

nick taylor chartered architect no 5686

© krikis taylor architects Pty Ltd  
These drawings are subject to copyright and may not be  
copied, used or reproduced in any way without the express  
permission of krikis taylor architects Pty Ltd

PROPRIETOR  
**TOPLACE**  
121 Majors Bay Road,  
Concord, NSW 2137  
Tel: 02 9747 0950 Fax: 02 9747 0540

ARCHITECT  
**kta**  
krikis taylor architects  
121 Majors Bay Road  
Concord NSW 2137  
02 9747 0950  
www.krikis.com.au

100mm

200mm

300mm ON ORIGINAL



01 BUILDING A , B & C - NORTH ELEVATION



02 BUILDING C , J & L - EAST ELEVATION

## FINISHES LEGEND

### PAINT

- 1A - RENDERED MASONRY OR APPLIED PAINT FINISH COLOUR A
- 1B - RENDERED MASONRY OR APPLIED PAINT FINISH COLOUR B
- 1C - RENDERED MASONRY OR APPLIED PAINT FINISH COLOUR C
- 1D - RENDERED MASONRY OR APPLIED PAINT FINISH COLOUR D
- 1E - RENDERED MASONRY OR APPLIED PAINT FINISH COLOUR E
- 1F - RENDERED MASONRY OR APPLIED PAINT FINISH COLOUR F
- 1G - RENDERED MASONRY OR APPLIED PAINT FINISH COLOUR G

### BRICK

- 2A - FACEBRICK COLOUR A
- 2B - FACEBRICK COLOUR B
- 2C - FACEBRICK COLOUR C
- 2D - FACEBRICK COLOUR D

### SCREEN & LOUVRES

- 3A - ALUMINIUM PRIVACY SCREEN COLOUR 3A
- 3B - ALUMINIUM PRIVACY SCREEN COLOUR 3B
- 3C - ALUMINIUM PRIVACY SCREEN COLOUR 3C
- 3D - ALUMINIUM VERTICAL PRIVACY SCREEN

### PERGOLA

- 4 - ALUMINIUM PERGOLA

### BALUSTRADE

- 5 - ALUMINIUM FRAMED GLASS BALUSTRADE

### FENCE / GATE

- 6 - PALISADE FENCING

### PLANTER

- 7 - RENDERED MASONRY OR APPLIED PAINT FINISH PLANTER

### WINDOW FRAME

- 8 - ALUMINIUM FRAMED GLAZING

### METAL CLADDING

- 9A - CLADDING COLOUR A
- 9B - CLADDING COLOUR B
- 9C - CLADDING COLOUR C
- 9D - CLADDING COLOUR D

### COLOUR BACKED GLASS

- 10 - COLOUR BACKED GLASS "BUOYANT"

DO NOT SCALE DRAWINGS.  
VERIFY ALL DIMENSIONS ON SITE.  
REFER ANY DISCREPANCIES TO  
THE SUPERINTENDENT BEFORE  
PROCEEDING WITH THE WORK.

nick taylor chartered architect no 5686

© krikis taylor architects Pty Ltd  
These drawings are subject to copyright and may not be  
copied, used or reproduced in any way without the express  
permission of krikis taylor architects Pty Ltd

PROPRIETOR  
**TOPLACE**  
121 Majors Bay Road,  
Concord, NSW 2137  
Tel: 02 9747 0980 Fax: 02 9747 0540

## RESIDENTIAL DEVELOPMENT 30 - 32 ADVANCE STREET , SCHOFIELDS NSW 2762 ELEVATIONS SHEET 4

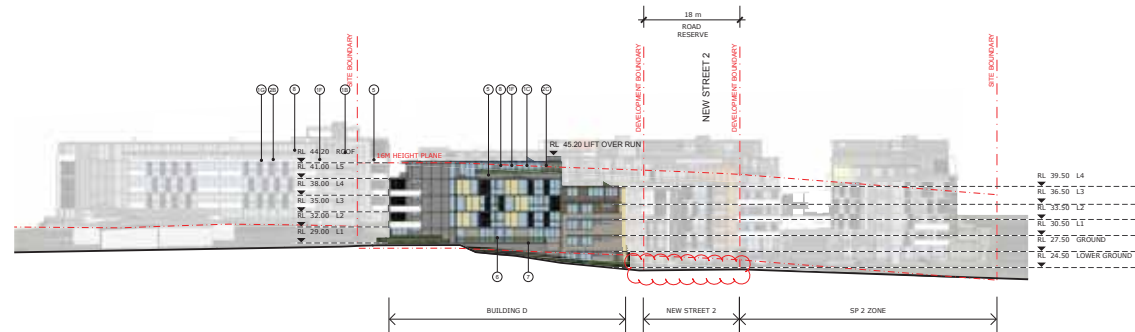
ARCHITECT  
**kta**  
krikis taylor architects  
121 Majors Bay Road,  
Concord, NSW 2137  
Tel: 02 9747 0980 Fax: 02 9747 0540  
www.krikistaylor.com.au

## DA SUBMISSION

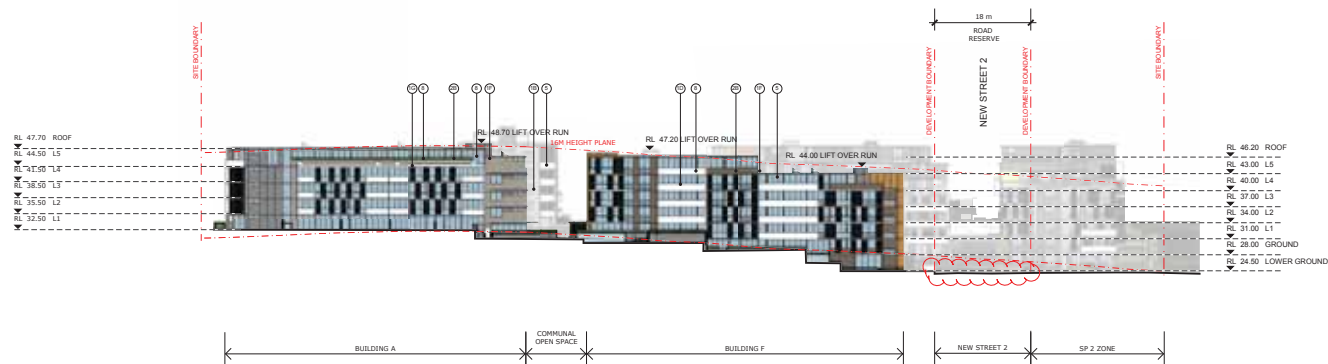
DATE 27/08/2017  
SCALE 1:500 @ A1

0 5 10 15 25 37.5m  
PROJECT NO. DRAWING NO. ISSUE

2115 DA154 A



01 BUILDING A & D - WEST ELEVATION



02 BUILDING A & E - WEST ELEVATION

## FINISHES LEGEND

### PAINT

- 1A - RENDERED MASONRY OR APPLIED PAINT FINISH COLOUR A
- 1B - RENDERED MASONRY OR APPLIED PAINT FINISH COLOUR B
- 1C - RENDERED MASONRY OR APPLIED PAINT FINISH COLOUR C
- 1D - RENDERED MASONRY OR APPLIED PAINT FINISH COLOUR D
- 1E - RENDERED MASONRY OR APPLIED PAINT FINISH COLOUR E
- 1F - RENDERED MASONRY OR APPLIED PAINT FINISH COLOUR F
- 1G - RENDERED MASONRY OR APPLIED PAINT FINISH COLOUR G

### BRICK

- 2A - FACEBRICK COLOUR A
- 2B - FACEBRICK COLOUR B
- 2C - FACEBRICK COLOUR C
- 2D - FACEBRICK COLOUR D

### SCREEN & LOUVRES

- 3A - ALUMINIUM PRIVACY SCREEN COLOUR 3A
- 3B - ALUMINIUM PRIVACY SCREEN COLOUR 3B
- 3C - ALUMINIUM PRIVACY SCREEN COLOUR 3C
- 3D - ALUMINIUM VERTICAL PRIVACY SCREEN

### PERGOLA

- 4 - ALUMINIUM PERGOLA

### BALUSTRADE

- 5 - ALUMINIUM FRAMED GLASS BALUSTRADE

### FENCE / GATE

- 6 - PALISADE FENCING

### PLANTER

- 7 - RENDERED MASONRY OR APPLIED PAINT FINISH PLANTER

### WINDOW FRAME

- 8 - ALUMINIUM FRAMED GLAZING

### METAL CLADDING

- 9A - CLADDING COLOUR A
- 9B - CLADDING COLOUR B
- 9C - CLADDING COLOUR C
- 9D - CLADDING COLOUR D

### COLOUR BACKED GLASS

- 10 - COLOUR BACKED GLASS "BUOYANT"

## RESIDENTIAL DEVELOPMENT

30 - 32 ADVANCE STREET, SCHOFIELDS NSW 2762

### ELEVATIONS SHEET 5

DO NOT SCALE DRAWINGS.  
VERIFY ALL DIMENSIONS ON SITE.  
REFER ANY DISCREPANCIES TO  
THE SUPERINTENDENT BEFORE  
PROCEEDING WITH THE WORK.

nick taylor chartered architect no 5686

© krikis taylor architects Pty Ltd  
These drawings are subject to copyright and may not be  
copied, used or reproduced in any way without the express  
permission of krikis taylor architects Pty Ltd

PROPRIETOR  
**TOPLACE**  
121 Majors Bay Road,  
Concord, NSW 2137  
Tel: 02 9747 0980 Fax: 02 9747 0540

ARCHITECT

**kta**

www.krikistaylor.com.au  
121 Majors Bay Road, Concord NSW 2137  
Tel: 02 9747 0980 Fax: 02 9747 0540

## DA SUBMISSION

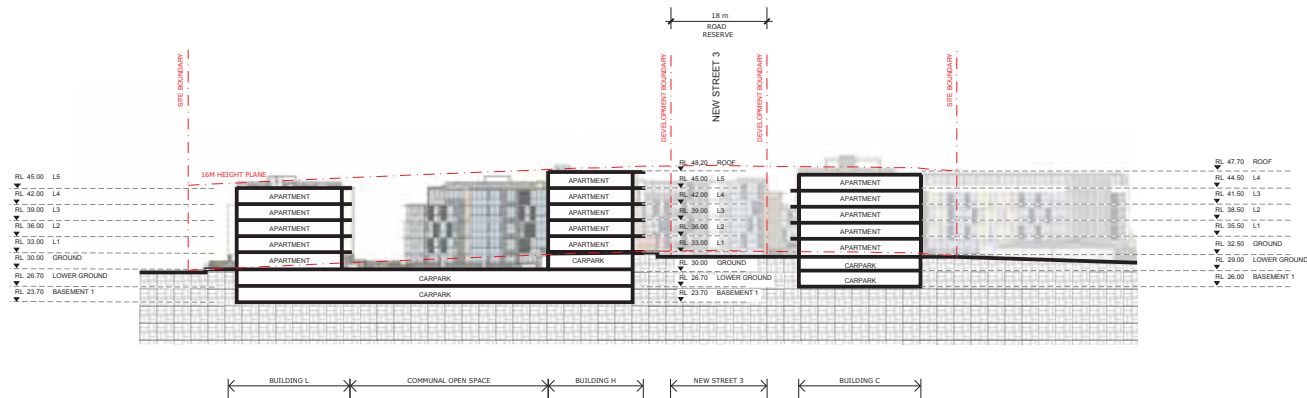
DATE 20/03/2018  
SCALE 1:500 @ A1

0 5 10 15 25 37.5m

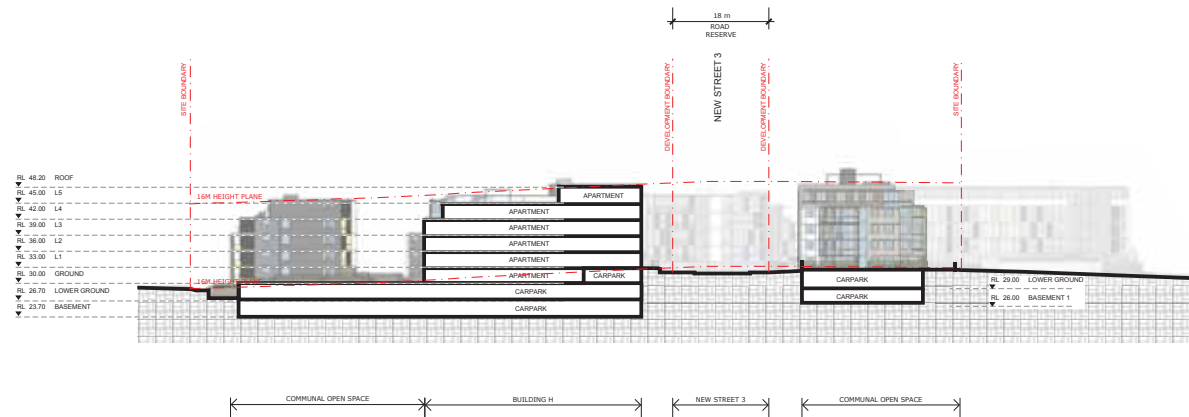
PROJECT NO. DRAWING NO. ISSUE

2115 DA155 C





01 SECTION A



02 SECTION B

# RESIDENTIAL DEVELOPMENT 30 - 32 ADVANCE STREET, SCHOFIELDS NSW 2762 SECTIONS SHEET 1

DO NOT SCALE DRAWINGS.  
VERIFY ALL DIMENSIONS ON SITE.  
REFER ANY DISCREPANCIES TO  
THE SUPERINTENDENT BEFORE  
PROCEEDING WITH THE WORK.

nick taylor chartered architect no 5686

© krikis taylor architects Pty Ltd  
These drawings are subject to copyright and may not be  
copied, used or reproduced in any way without the express  
permission of krikis taylor architects Pty Ltd

PROPRIETOR  
**TOPLACE**  
121 Majors Bay Road,  
Concord, NSW 2137  
Tel: 02 9747 0980 Fax: 02 9747 0540

ARCHITECT

**kta**

© krikis taylor architects Pty Ltd  
121 Majors Bay Road,  
Concord, NSW 2137  
Tel: 02 9747 0980 Fax: 02 9747 0540  
www.krikistaylor.com.au

DA SUBMISSION

DATE 27/09/2017  
SCALE 1:500 @ A1

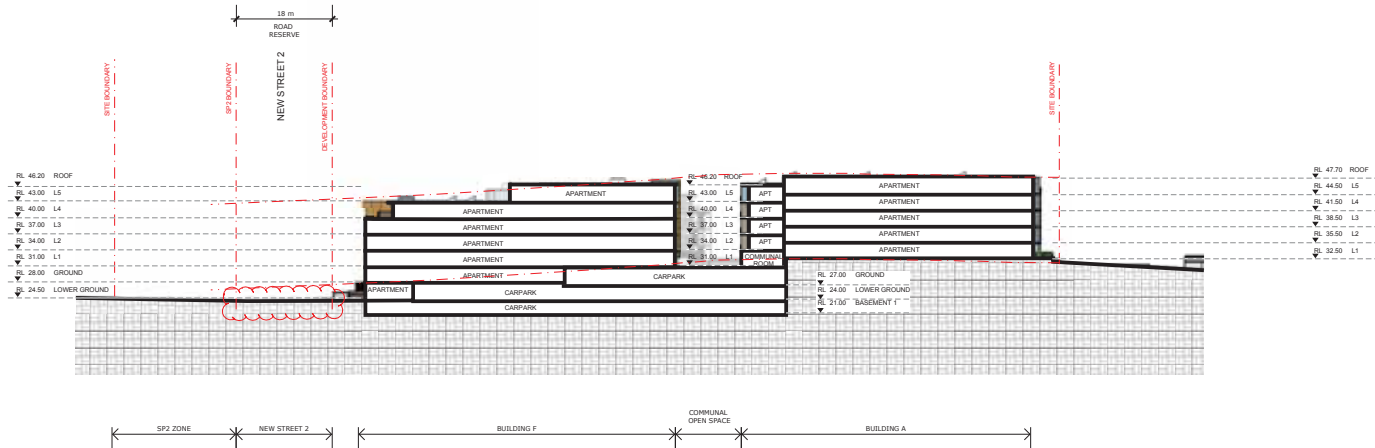
0 5 10 15 25 37.5m

PROJECT NO. DRAWING NO. ISSUE

2115 DA160 A



01 SECTION C



02 SECTION D

# RESIDENTIAL DEVELOPMENT 30 - 32 ADVANCE STREET, SCHOFIELDS NSW 2762 SECTIONS SHEET 2

DO NOT SCALE DRAWINGS.  
VERIFY ALL DIMENSIONS ON SITE.  
REFER ANY DISCREPANCIES TO  
THE SUPERINTENDENT BEFORE  
PROCEEDING WITH THE WORK.  
nick taylor chartered architect no 5686  
© krikis taylor architects Pty Ltd  
These drawings are subject to copyright and may not be  
copied, used or reproduced in any way without the express  
permission of krikis taylor architects Pty Ltd

PROPRIETOR  
**TOPLACE**  
121 Majors Bay Road,  
Concord, NSW 2137  
Tel: 02 9747 0980 Fax: 02 9747 0540

ARCHITECT  
**kta**  
krikis taylor architects  
121 Majors Bay Road,  
Concord, NSW 2137  
Tel: 02 9747 0980 Fax: 02 9747 0540  
www.krikistaylor.com.au

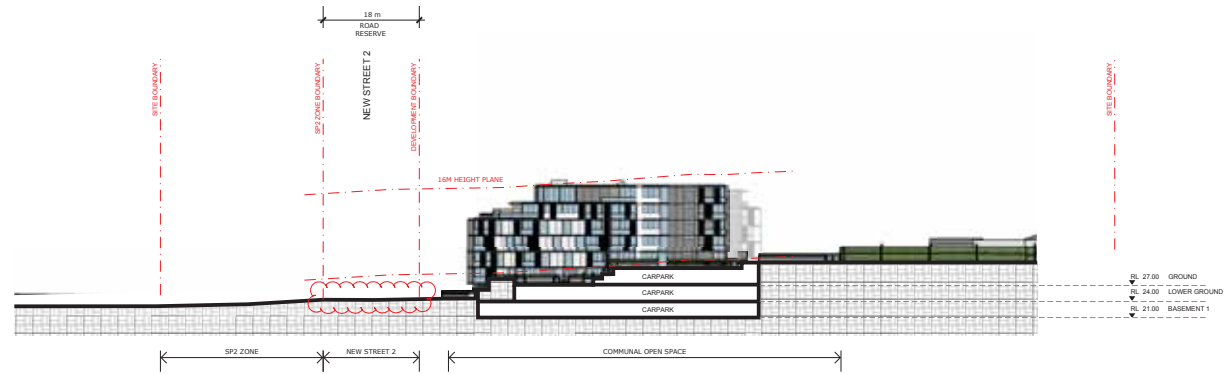
DA SUBMISSION

DATE 20/03/2018  
SCALE 1:500 @ A1

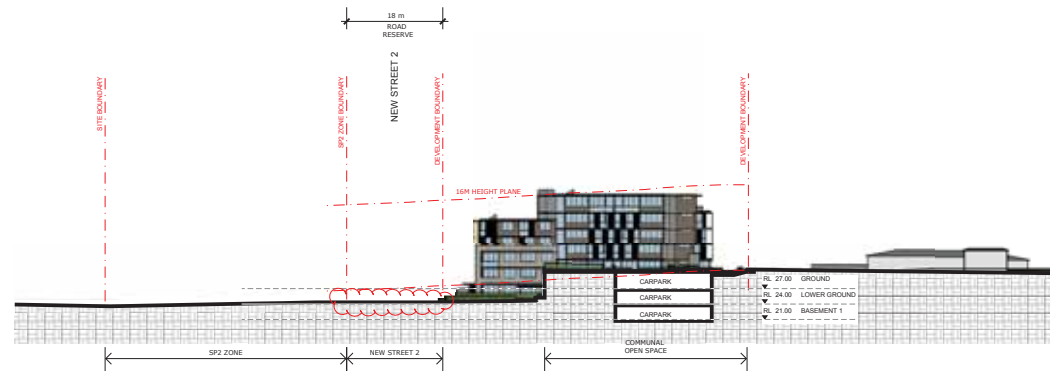
0 5 10 15 25 37.5m

PROJECT NO. DRAWING NO. ISSUE

2115 DA161 B



01 SECTION E



02 SECTION F

# RESIDENTIAL DEVELOPMENT 30 - 32 ADVANCE STREET, SCHOFIELDS NSW 2762 SECTIONS SHEET 3

## DA SUBMISSION

DATE 20/03/2018  
SCALE 1:500 @ A1

0 5 10 15 25 37.5m  
PROJECT NO. DRAWING NO. ISSUE

2115 DA162 B

DO NOT SCALE DRAWINGS.  
VERIFY ALL DIMENSIONS ON SITE.  
REFER ANY DISCREPANCIES TO  
THE SUPERINTENDENT BEFORE  
PROCEEDING WITH THE WORK.

nick taylor chartered architect no 5686

© krikis taylor architects Pty Ltd  
These drawings are subject to copyright and may not be  
copied, used or reproduced in any way without the express  
permission of krikis taylor architects Pty Ltd

PROPRIETOR  
**TOPLACE**  
121 Majors Bay Road,  
Concord, NSW 2137  
Tel: 02 9747 0980 Fax: 02 9747 0540

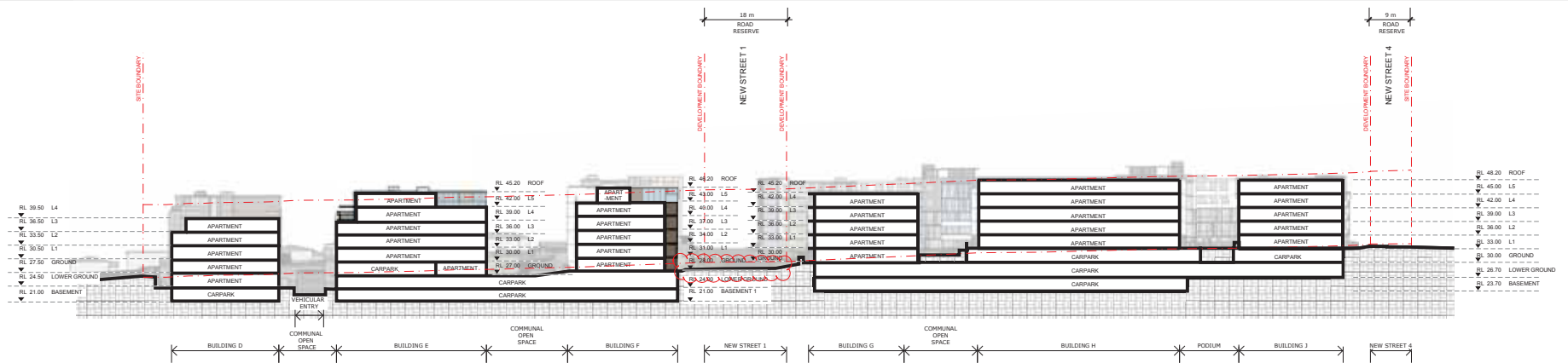
ARCHITECT

**kta**

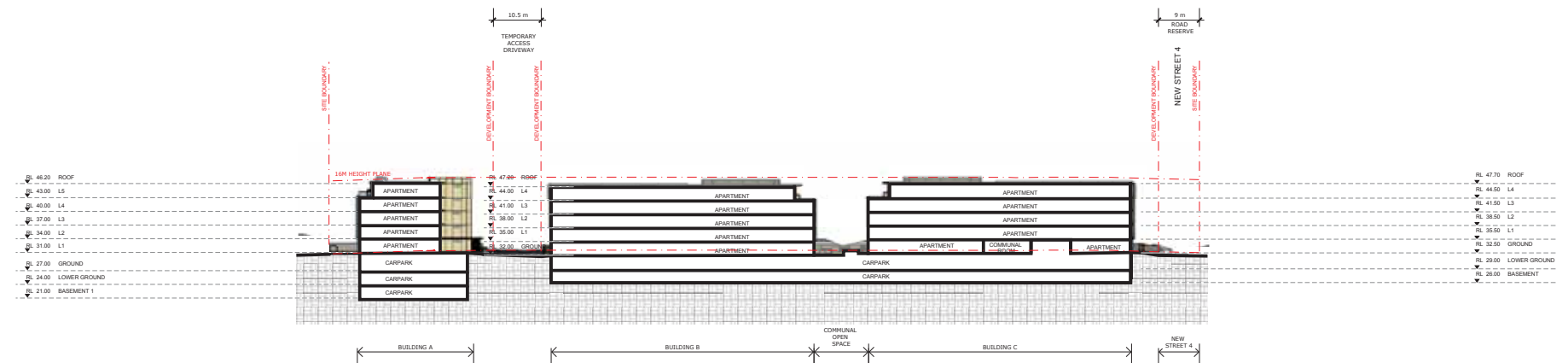
© krikis taylor architects Pty Ltd  
121 Majors Bay Road,  
Concord, NSW 2137  
Tel: 02 9747 0980 Fax: 02 9747 0540  
www.krikistaylor.com.au

100mm 200mm 300mm ON ORIGINAL





01 SECTION G



02 SECTION H

# RESIDENTIAL DEVELOPMENT 30 - 32 ADVANCE STREET, SCHOFIELDS NSW 2762 SECTIONS SHEET 4

DO NOT SCALE DRAWINGS.  
VERIFY ALL DIMENSIONS ON SITE.  
REFER ANY DISCREPANCIES TO  
THE SUPERINTENDENT BEFORE  
PROCEEDING WITH THE WORK.

nick taylor chartered architect no 5686

© krikis taylor architects Pty Ltd  
These drawings are subject to copyright and may not be  
copied, used or reproduced in any way without the express  
permission of krikis taylor architects Pty Ltd

PROPRIETOR  
**TOPLACE**  
121 Majors Bay Road,  
Concord, NSW 2137  
Tel: 02 9747 0980 Fax: 02 9747 0540

ARCHITECT

**kta**

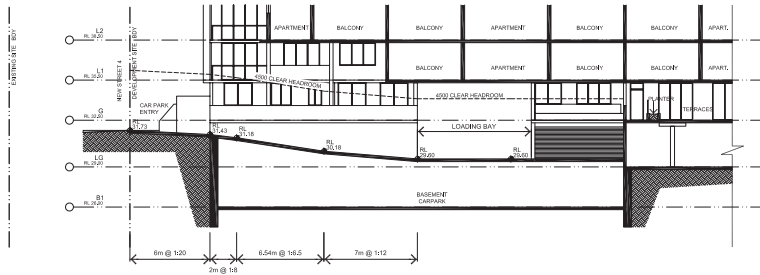
© krikis taylor architects Pty Ltd  
121 Majors Bay Road, Concord NSW 2137  
Tel: 02 9747 0980 Fax: 02 9747 0540  
www.krikistaylor.com.au

DA SUBMISSION

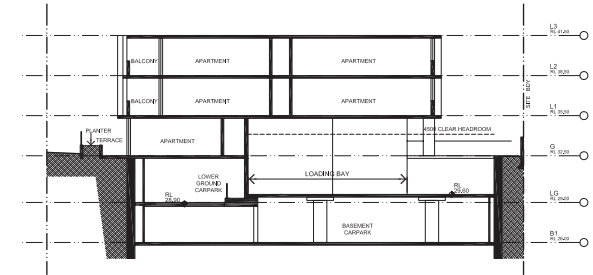
DATE 20/03/2018  
SCALE 1:500 @ A1

0 5 10 15 25 37.5m  
PROJECT NO. DRAWING NO. ISSUE

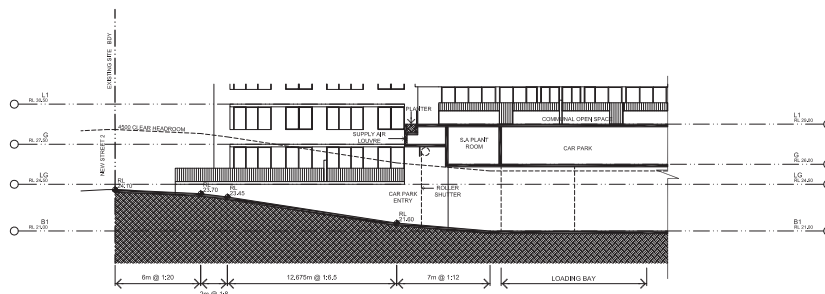
2115 DA163 B



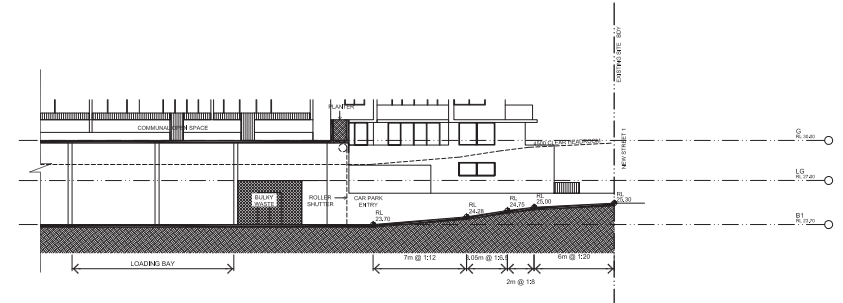
**01** SECTION 1 - LOT 2 CARPARK ENTRY AND LOADING BAY  
1:200



**02** SECTION 2 - LOT 2 CARPARK LOADING BAY  
1:200



**03** SECTION 3 - LOT 3 CARPARK ENTRY AND LOADING BAY  
1:200



**04** SECTION 4 - LOT 4 CARPARK ENTRY AND LOADING BAY  
1:200



DO NOT SCALE DRAWINGS.  
VERIFY ALL DIMENSIONS ON SITE.  
REFER ANY DISCREPANCIES TO  
THE SUPERINTENDENT BEFORE  
PROCEEDING WITH THE WORK.

© **ktda** taylor architects Pty Ltd  
These drawings are subject to copyright and may not be copied, used  
or reproduced in any way without the express permission of  
**ktda** taylor architects Pty Ltd.

PROPRIETOR  
**TOPLACE**  
121 Majors Bay Road  
Concord, NSW 2137  
Tel: 02 9747 0950 Fax: 02 9747 0540

## RESIDENTIAL DEVELOPMENT

30 - 32 ADVANCE STREET, SCHOFIELDS NSW 2762

### SECTIONS THROUGH CARPARK DRIVEWAY

ARCHITECT



Level 7 97 Pacific Highway  
North Sydney NSW 2060  
m 02 955 725 north sydney new 2059  
p 02 955 7250 0000 f 02 955 7250 0001  
www.ktda.com.au



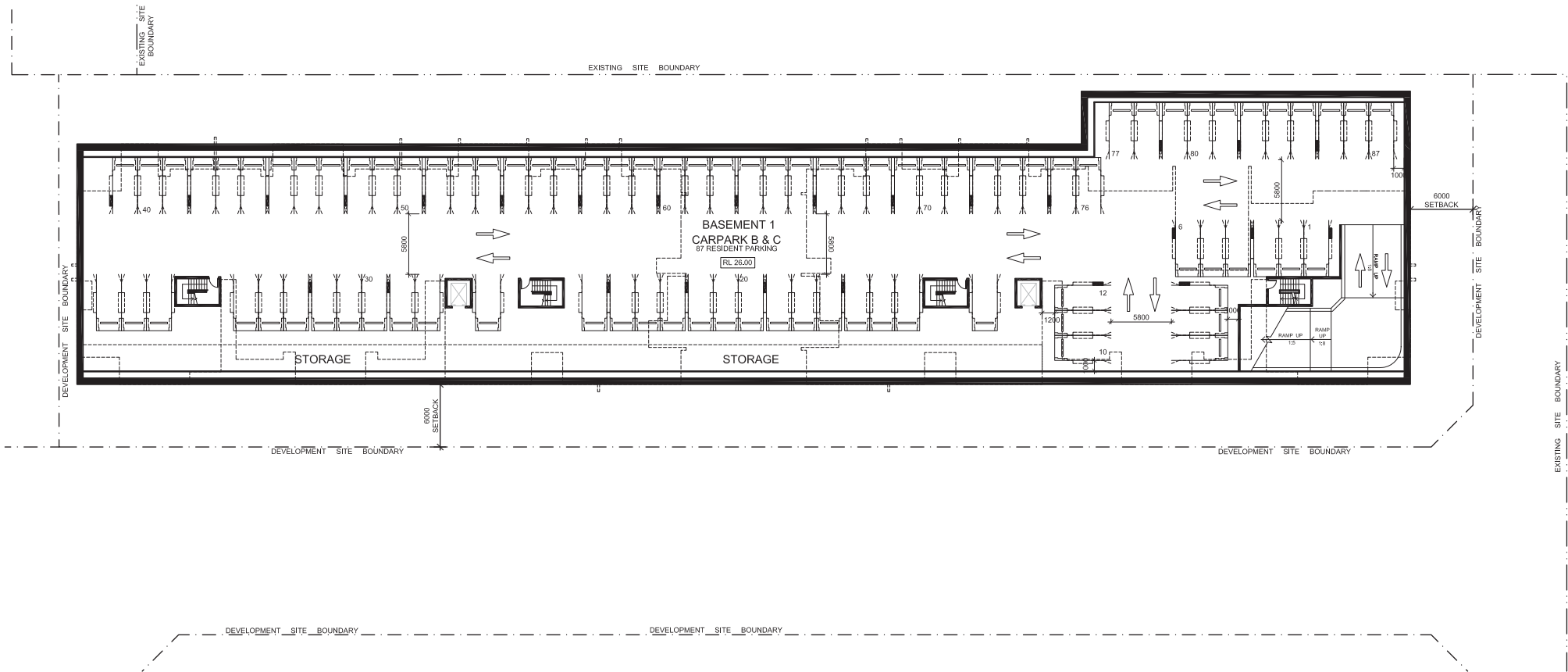
## DA SUBMISSION

DATE 06/04/2018  
SCALE 1:200

0 2 4 6 8 10 12 14 16

PROJECT NO. DRAWING NO. ISSUE

2115 DA193 B



DO NOT SCALE DRAWINGS.  
VERIFY ALL DIMENSIONS ON SITE.  
REFER ANY DISCREPANCIES TO  
THE SUPERINTENDENT BEFORE  
PROCEEDING WITH THE WORK.

© krlids taylor architects Pty Ltd  
These drawings are subject to copyright and may not be copied, used  
or reproduced in any way without the express permission of  
krlids taylor architects Pty Ltd.

PROPRIETOR  
**TOPLACE**  
121 Majors Bay Road  
Concord, NSW 2137  
Tel: 02 9747 0950 Fax: 02 9747 0540

**RESIDENTIAL  
DEVELOPMENT**  
30 - 32 ADVANCE STREET, SCHOFIELDS NSW 2762

LOT 2  
BASEMENT 1 PLAN

ARCHITECT

**krlids taylor architects**

1 level 7/17 padb highway  
north sydney nsw 2060  
m po box 720 north sydney nsw 2059  
a +61 (0)2 9860 8000 f +61 (0)2 9860 6001  
www.krlidstaylor.com.au

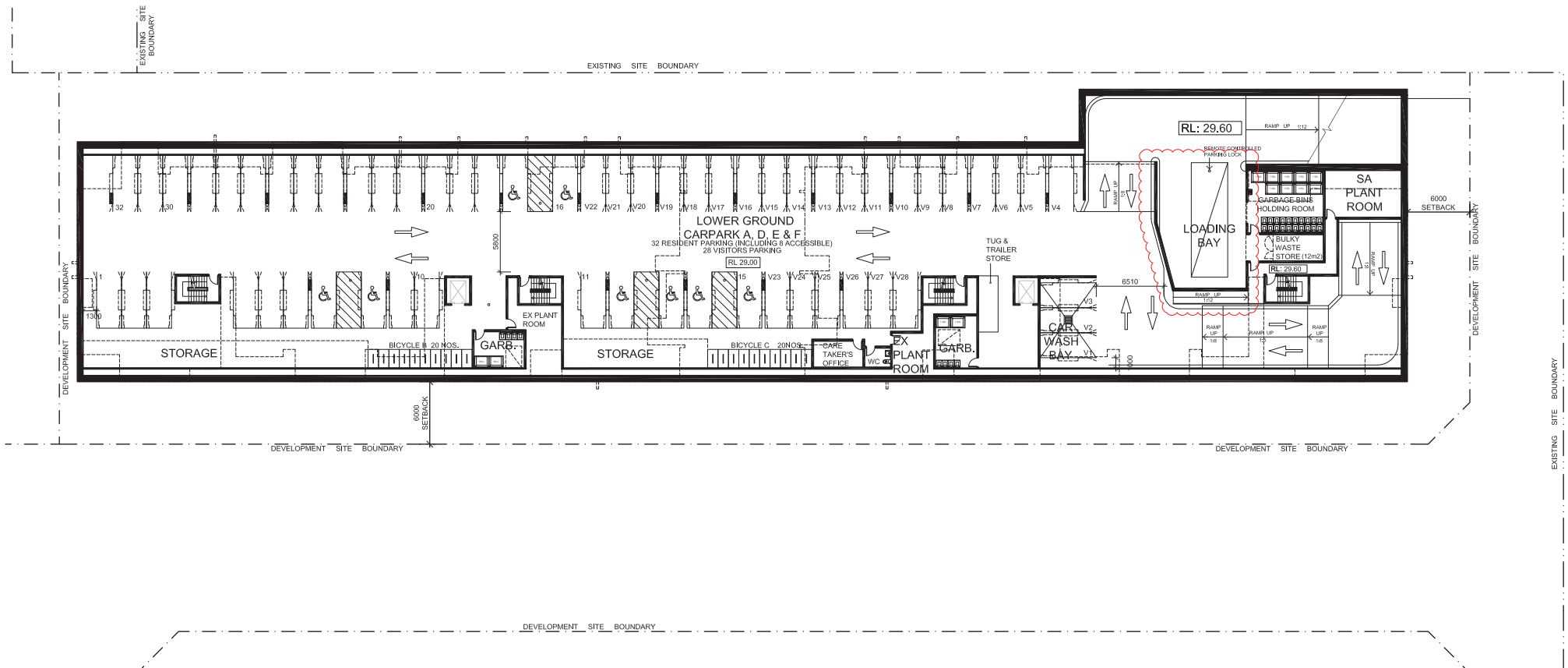


**DA SUBMISSION**

DATE 27/09/2017  
SCALE 1:200

PROJECT NO. 2115  
DRAWING NO. DA110  
ISSUE A





DO NOT SCALE DRAWINGS.  
VERIFY ALL DIMENSIONS ON SITE.  
REFER ANY DISCREPANCIES TO  
THE SUPERINTENDENT BEFORE  
PROCEEDING WITH THE WORK.

© kirkle taylor architects Pty Ltd  
These drawings are subject to copyright and may not be copied, used  
or reproduced in any way without the express permission of  
kirkle taylor architects Pty Ltd.

PROPRIETOR

**TOPLACE**

121 Majors Bay Road  
Concord, NSW 2137  
Tel: 02 9747 0950 Fax: 02 9747 0540

## RESIDENTIAL DEVELOPMENT

30 - 32 ADVANCE STREET, SCHOFIELDS NSW 2762

LOT 2  
LOWER GROUND FLOOR PLAN

ARCHITECT



a level 7 97 pacific Highway  
north Sydney NSW 2060  
ph 02 955 7501 north Sydney NSW 2059  
p +61 (0)2 9900 0000 f +61 (0)2 9900 0001  
w www.kirkletaylor.com.au

kirkle taylor architects



## DA SUBMISSION

DATE 06/04/2018  
SCALE 1:200

0 2 4 6 8 10 15

PROJECT NO. DRAWING NO. ISSUE

2115 DA111 C

TEMPORARY ACCESS DRIVEWAY

1730 SETBACK

11000

11000

EDGE OF SLAB ABOVE

1000 METAL PALISADE FENCING

1000 METAL PALISADE FENCING

1000 METAL PALISADE FENCING

1000 METAL PALISADE FENCING

1000 METAL PALISADE FENCING

1000 METAL PALISADE FENCING

1000 METAL PALISADE FENCING

1000 METAL PALISADE FENCING

1000 METAL PALISADE FENCING

1000 METAL PALISADE FENCING

1000 METAL PALISADE FENCING

1000 METAL PALISADE FENCING

1000 METAL PALISADE FENCING

1000 METAL PALISADE FENCING

EXISTING SITE BOUNDARY

NEW STREET 3

DEVELOPMENT SITE BOUNDARY

FOOTPATH

FOOTPATH

EXISTING SITE BOUNDARY

NEW STREET 4

BUILDINGS & C  
VEHICULAR ENTRY



© kirkle taylor architects Pty Ltd  
These drawings are subject to copyright and may not be copied, used or reproduced in any way without the express permission of kirkle taylor architects Pty Ltd.

100mm

200mm

300mm ON ORIGINAL

PROPRIETOR

**TOPLACE**

121 Majors Bay Road  
Concord, NSW 2137  
Tel: 02 9747 0950 Fax: 02 9747 0540

## RESIDENTIAL DEVELOPMENT

30 - 32 ADVANCE STREET, SCHOFIELDS NSW 2762

LOT 2  
GROUND FLOOR PLAN

ARCHITECT



a level 7 97 pacific highway  
north Sydney NSW 2060  
ph 02 955 7500 north Sydney NSW 2059  
p +61 (0)2 9500 0000 f +61 (0)2 9500 0001  
www.kirkletaylor.com.au

kirkle taylor architects

## DA SUBMISSION

DATE 06/04/2018

SCALE 1:200

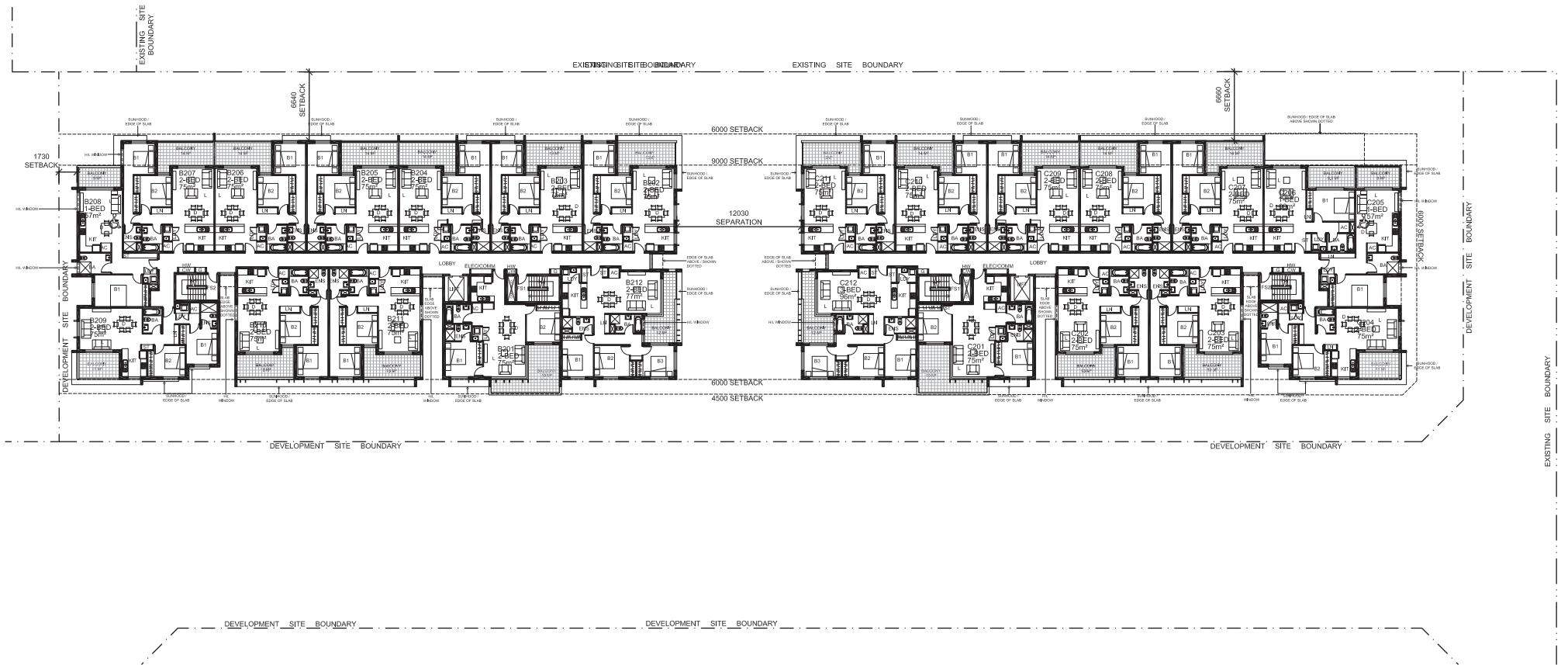
0 2 4 6 8 10 15

PROJECT NO. DRAWING NO. ISSUE

2115 DA112 C



A1



# RESIDENTIAL DEVELOPMENT

30 - 32 ADVANCE STREET, SCHOFIELDS NSW 2762

LOT 2  
LEVEL 1 FLOOR PLAN

PROPRIETOR  
**TOPLACE**

121 Majors Bay Road  
Concord, NSW 2137  
Tel: 02 9747 0950 Fax: 02 9747 0540

ARCHITECT



a level 1 of path highway  
north Sydney NSW 2060  
in po box 720 north Sydney NSW 2060  
p +61 (0)2 9600 0000 f +61 (0)2 9600 0001  
www.ktda.com.au

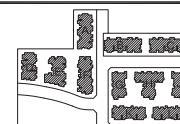
ktda taylor architects

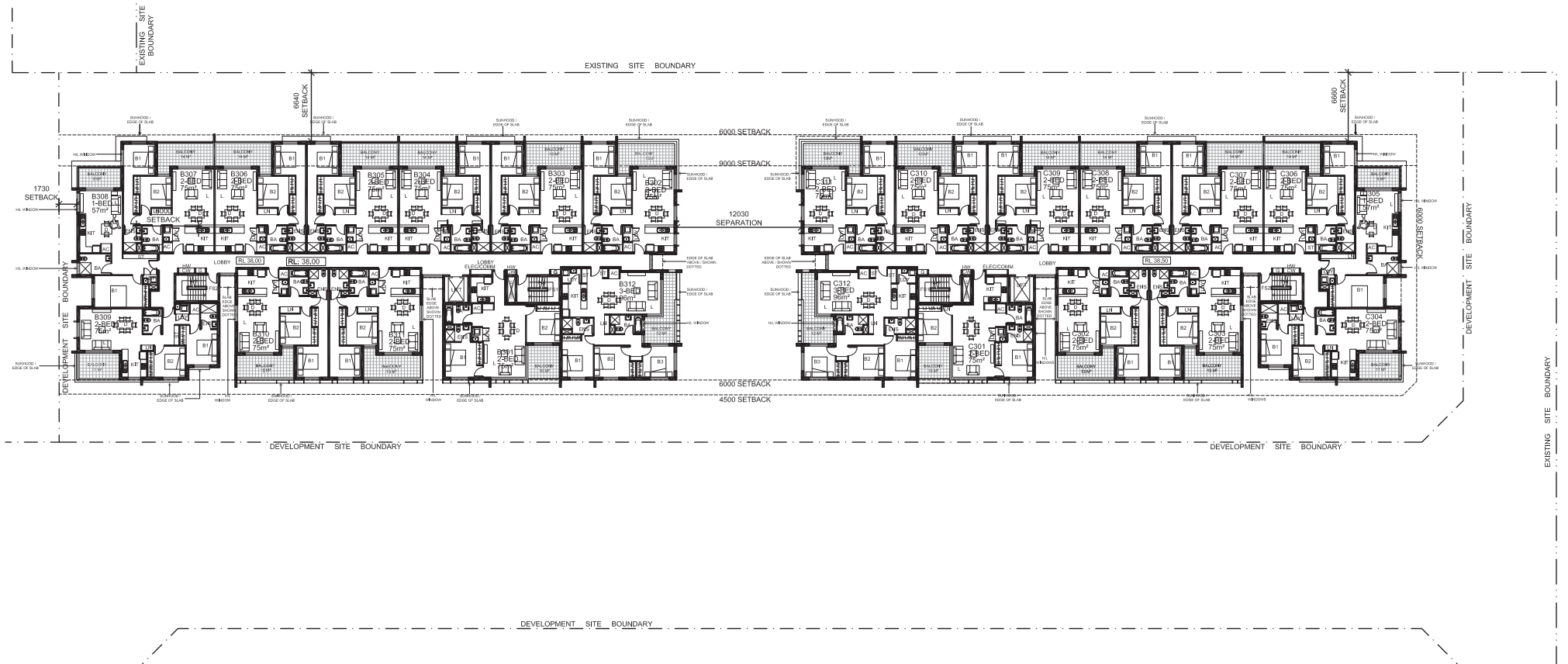
DA SUBMISSION

DATE 27/09/2017  
SCALE 1:200

PROJECT NO. DRAWING NO. ISSUE

2115 DA113 A





DO NOT SCALE DRAWINGS.  
VERIFY ALL DIMENSIONS ON SITE.  
REFER ANY DISCREPANCIES TO  
THE SUPERINTENDENT BEFORE  
PROCEEDING WITH THE WORK.

© ktda taylor architects Pty Ltd  
These drawings are subject to copyright and may not be copied, used  
or reproduced in any way without the express permission of  
ktda taylor architects Pty Ltd.

PROPRIETOR

**TOPLACE**

121 Majors Bay Road  
Concord, NSW 2137

Tel: 02 9747 0950 Fax: 02 9747 0540

## RESIDENTIAL DEVELOPMENT

30 - 32 ADVANCE STREET, SCHOFIELDS NSW 2762

LOT 2  
LEVEL 2 FLOOR PLAN

ARCHITECT



a level 7 97 path highway  
north Sydney nsw 2060  
m po box 720 north Sydney nsw 2060  
p +61 (0)2 9660 0000 f +61 (0)2 9660 0001  
www.ktdataylor.com.au

ktda taylor architects

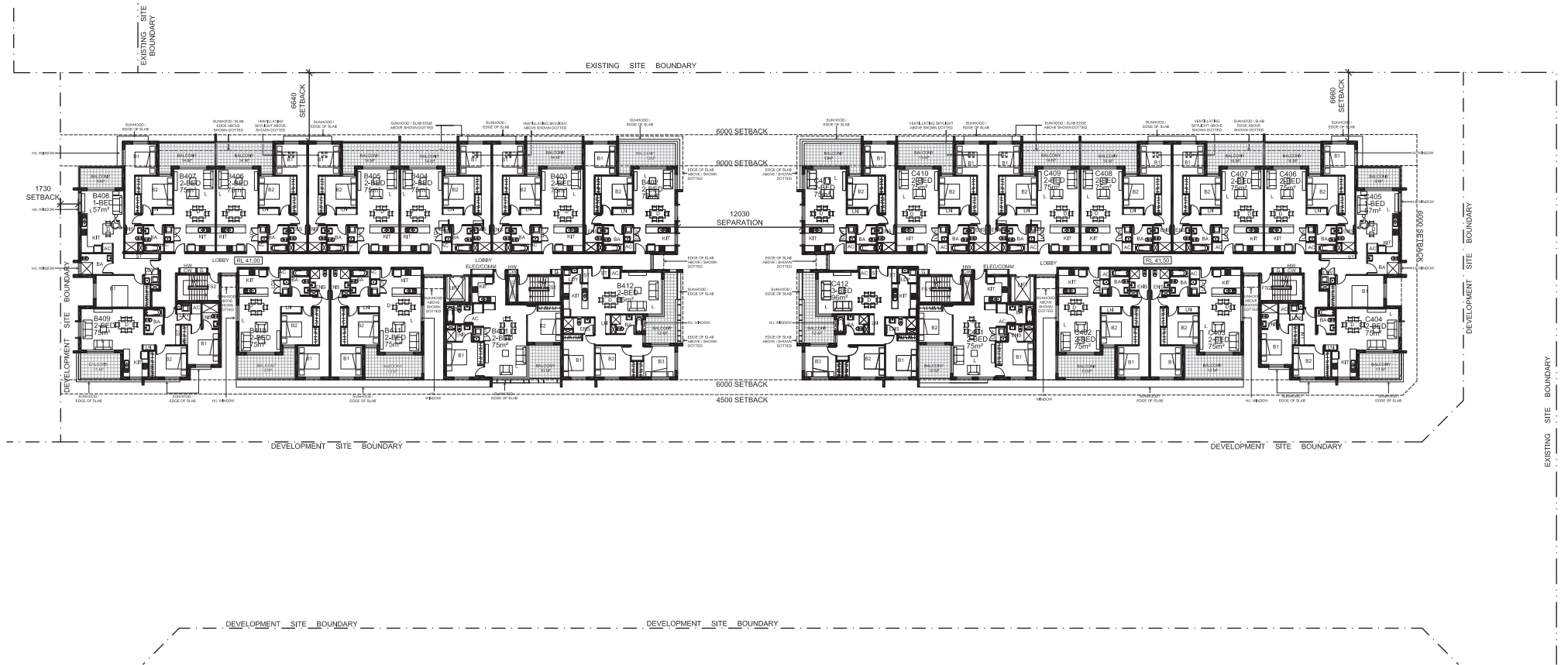


## DA SUBMISSION

DATE 11/10/2017  
SCALE 1:200

|             |             |       |
|-------------|-------------|-------|
| PROJECT NO. | DRAWING NO. | ISSUE |
| 2115        | DA114       | B     |





# RESIDENTIAL DEVELOPMENT

30 - 32 ADVANCE STREET, SCHOFIELDS NSW 2762

## LOT 2

### LEVEL 3 FLOOR PLAN

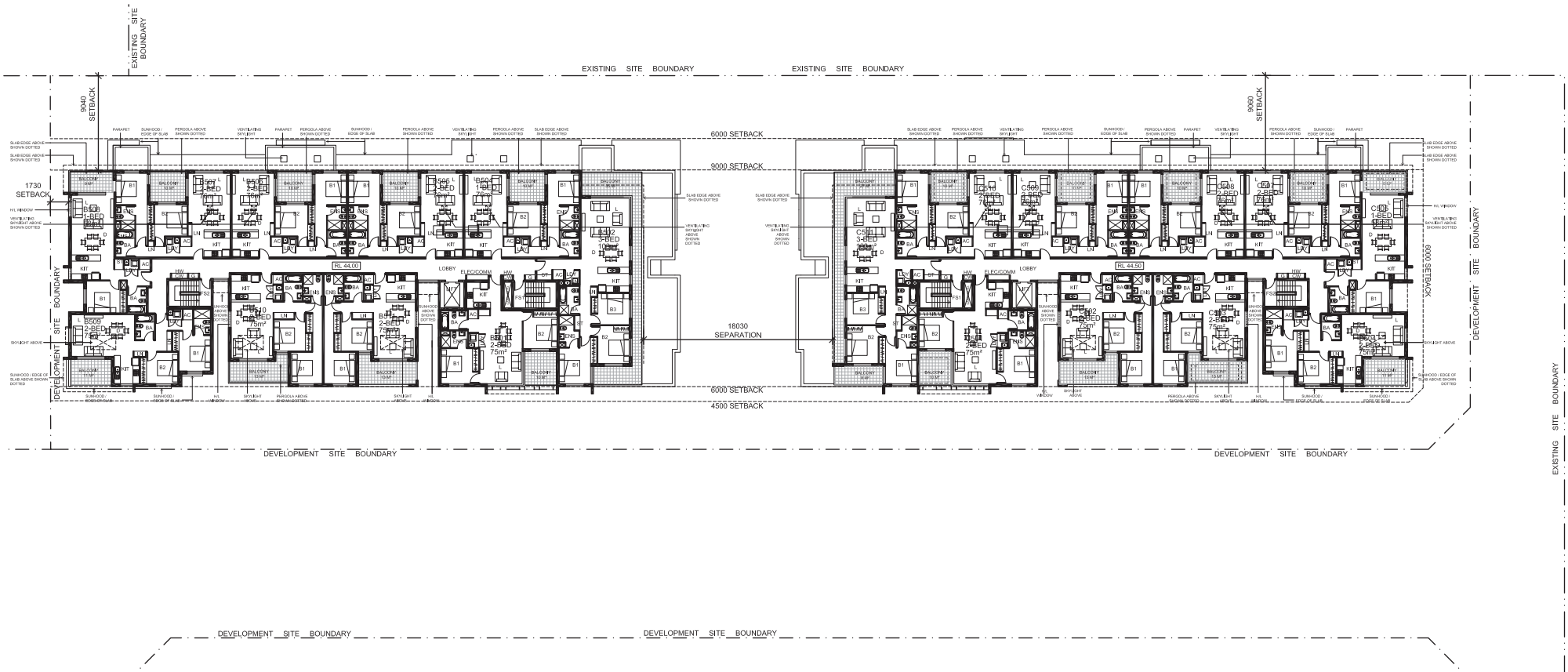
PROPRIETOR  
**TOPLACE**  
121 Majors Bay Road  
Concord, NSW 2137  
Tel: 02 9747 0950 Fax: 02 9747 0540

ARCHITECT  
**kla**  
a level 17/17 pacific highway  
north sydney nsw 2060  
m po box 720 north sydney nsw 2060  
p +61 (0)2 9600 0000 f +61 (0)2 9600 0001  
www.klaidesign.com.au  
klidis taylor architects



## DA SUBMISSION

DATE 27/09/2017  
SCALE 1:200  
PROJECT NO. 2115  
DRAWING NO. DA115  
ISSUE A




# RESIDENTIAL DEVELOPMENT

30 - 32 ADVANCE STREET, SCHOFIELDS NSW 2762

LOT 2  
LEVEL 4 FLOOR PLAN

## DA SUBMISSION

|   |             |       |
|---|-------------|-------|
| DATE  | 27/09/2017  |       |
| SCALE   | 1:200       |       |
|  |             |       |
| PROJECT NO.   | DRAWING NO. | ISSUE |
| 2115  | DA116       | A     |

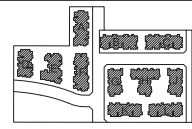


DO NOT SCALE DRAWINGS.  
VERIFY ALL DIMENSIONS ON SITE.  
REFER ANY DISCREPANCIES TO  
THE SUPERINTENDENT BEFORE  
PROCEEDING WITH THE WORK.

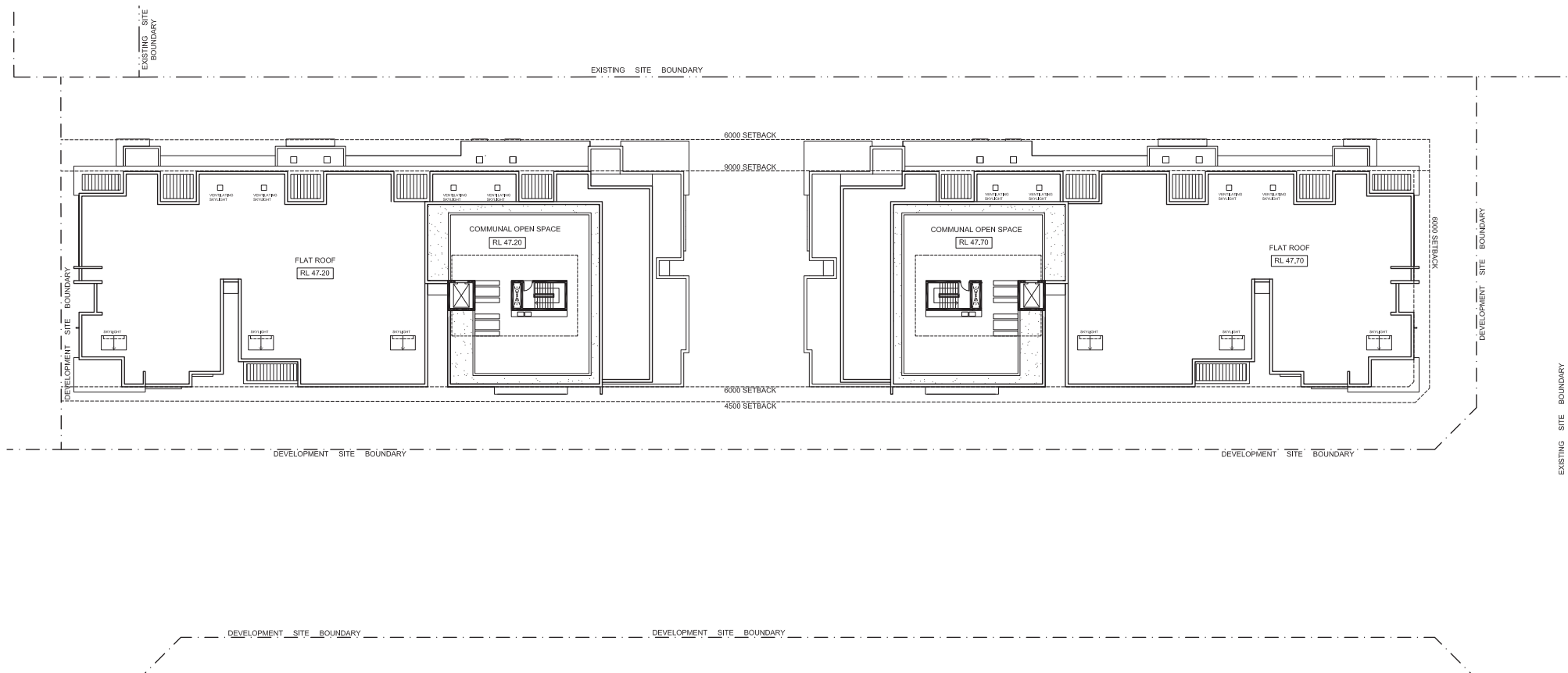
© ktda architects Pty Ltd  
These drawings are subject to copyright and may not be copied, used  
or reproduced in any way without the express permission of  
ktda architects Pty Ltd.

PROPRIETOR  
**TOPLACE**  
121 Majors Bay Road  
Concord, NSW 2137  
Tel: 02 9747 0950 Fax: 02 9747 0540

ARCHITECT  
**ktda**  
a level 7 97 path highway  
north sydney nsw 2060  
m po box 720 north sydney nsw 2060  
p +61 (0)2 9600 6000 f +61 (0)2 9600 6001  
www.ktdaarchitects.com.au  
ktda architects



100mm 200mm 300mm ON ORIGINAL



DO NOT SCALE DRAWINGS.  
VERIFY ALL DIMENSIONS ON SITE.  
REFER ANY DISCREPANCIES TO  
THE SUPERINTENDENT BEFORE  
PROCEEDING WITH THE WORK.

© krlids taylor architects Pty Ltd  
These drawings are subject to copyright and may not be copied, used  
or reproduced in any way without the express permission of  
krlids taylor architects Pty Ltd.

PROPRIETOR  
**TOPLACE**

121 Majors Bay Road  
Concord, NSW 2137  
Tel: 02 9747 0950 Fax: 02 9747 0540

## RESIDENTIAL DEVELOPMENT

30 - 32 ADVANCE STREET, SCHOFIELDS NSW 2762

LOT 2  
ROOF PLAN

ARCHITECT



a road 7.97 path highway  
north Sydney NSW 2060  
m po box 720 north Sydney NSW 2060  
p +61 (0)2 9600 6000 f +61 (0)2 9600 6001  
www.krlidstaylor.com.au

krlids taylor architects

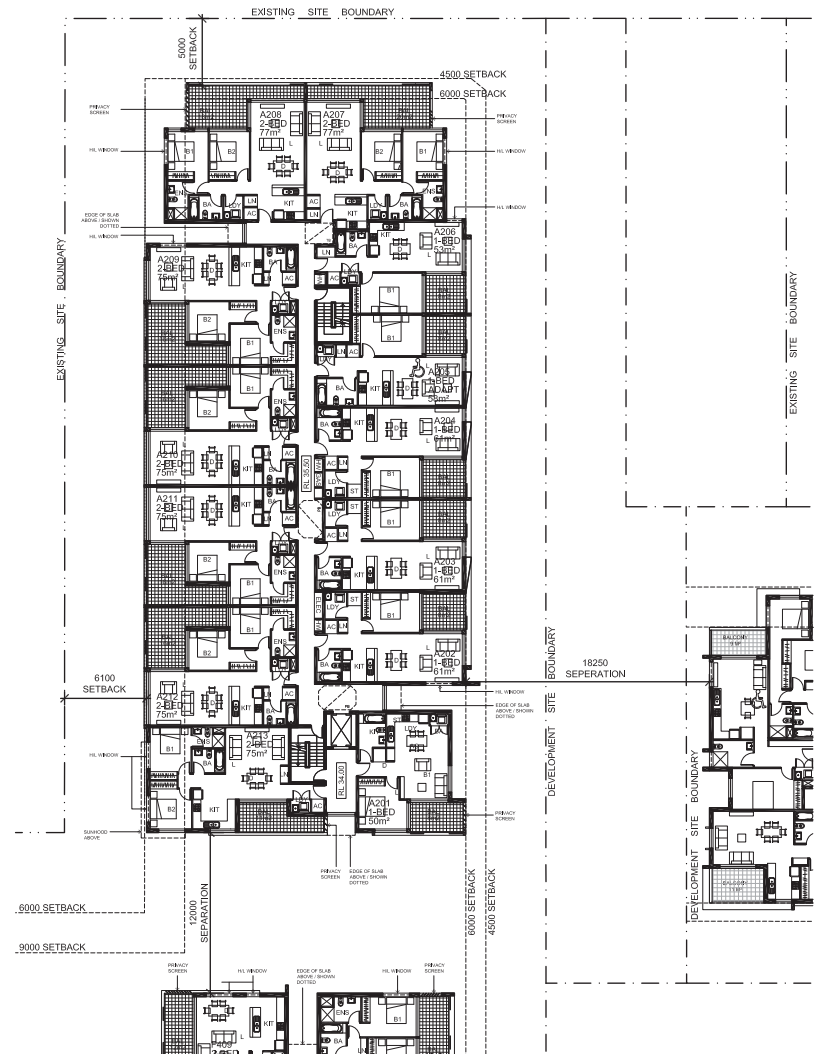
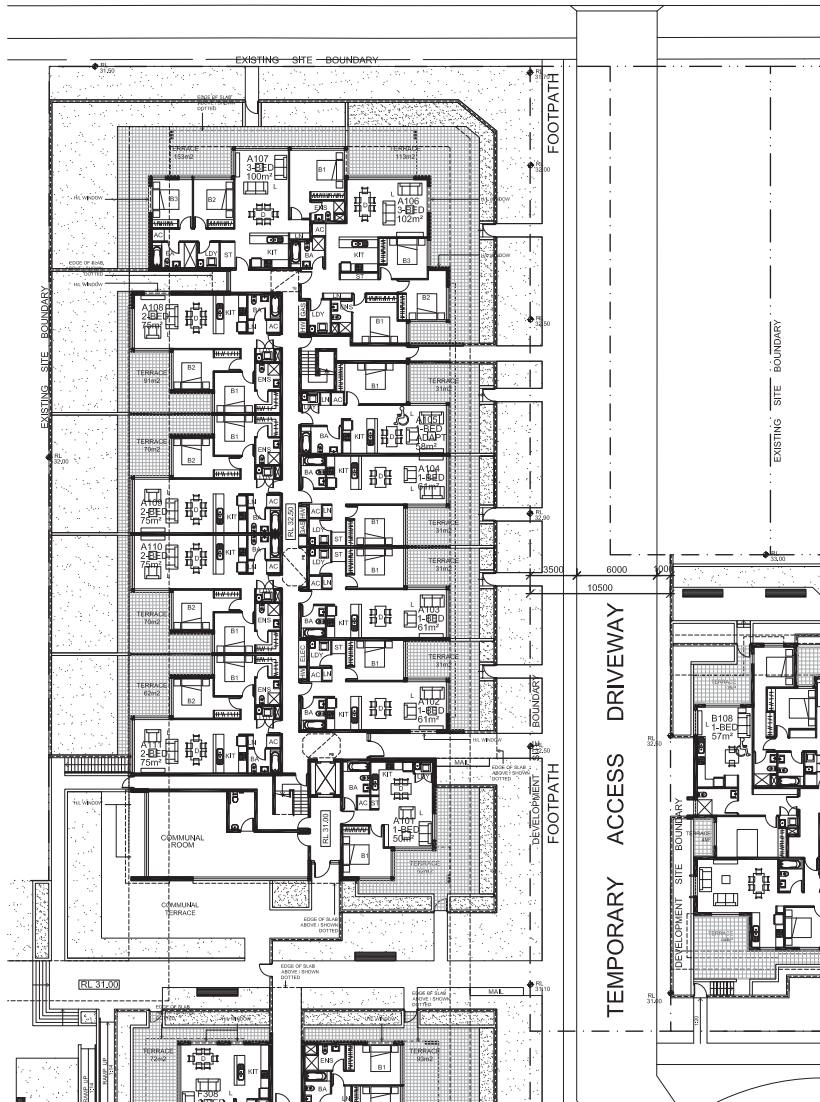


## DA SUBMISSION

DATE 27/09/2017  
SCALE 1:200

| PROJECT NO. | DRAWING NO. | ISSUE |
|-------------|-------------|-------|
| 2115        | DA117       | A     |

A1



DO NOT SCALE DRAWINGS.  
VERIFY ALL DIMENSIONS ON SITE.  
REFER ANY DISCREPANCIES TO  
THE SUPERINTENDENT BEFORE  
PROCEEDING WITH THE WORK.

© ktda architects Pty Ltd

These drawings are subject to copyright and may not be copied, used  
or reproduced in any way without the express permission of  
ktda architects Pty Ltd.

PROPRIETOR  
**TOPLACE**

121 Majors Bay Road  
Concord, NSW 2137  
Tel: 02 9747 0950 Fax: 02 9747 0540

## RESIDENTIAL DEVELOPMENT

30 - 32 ADVANCE STREET, SCHOFIELDS NSW 2762

LOT 3 NORTH  
LEVEL 1 & 2 FLOOR PLANS

ARCHITECT



a level 7 97 path highway  
north Sydney nsw 2060  
m po box 720 north Sydney nsw 2060  
p +61 (0)2 9600 8000 f +61 (0)2 9600 6001  
www.ktdaarchitects.com.au

ktda taylor architects



## DA SUBMISSION

DATE 11/10/2017  
SCALE 1:200

PROJECT NO. DRAWING NO. ISSUE

2115 DA120 B

A1





30 - 32 ADVANCE STREET , SCHOFIELDS NSW 2762

LOT 3 NORTH  
LEVEL 3 & 4 FLOOR PLANS

ARCHITECT



a level 7 97 padfic highway  
north sydney nsw 2060  
m po box 726 north sydney nsw 2069  
p +61(0)2 9900 6000 f +61(0)2 9900 6001  
www.kristastaylor.com.au

001 **kirk's taylor architects**

DA SUBMISSION

DATE 27/09/2017  
SCALE 1:200

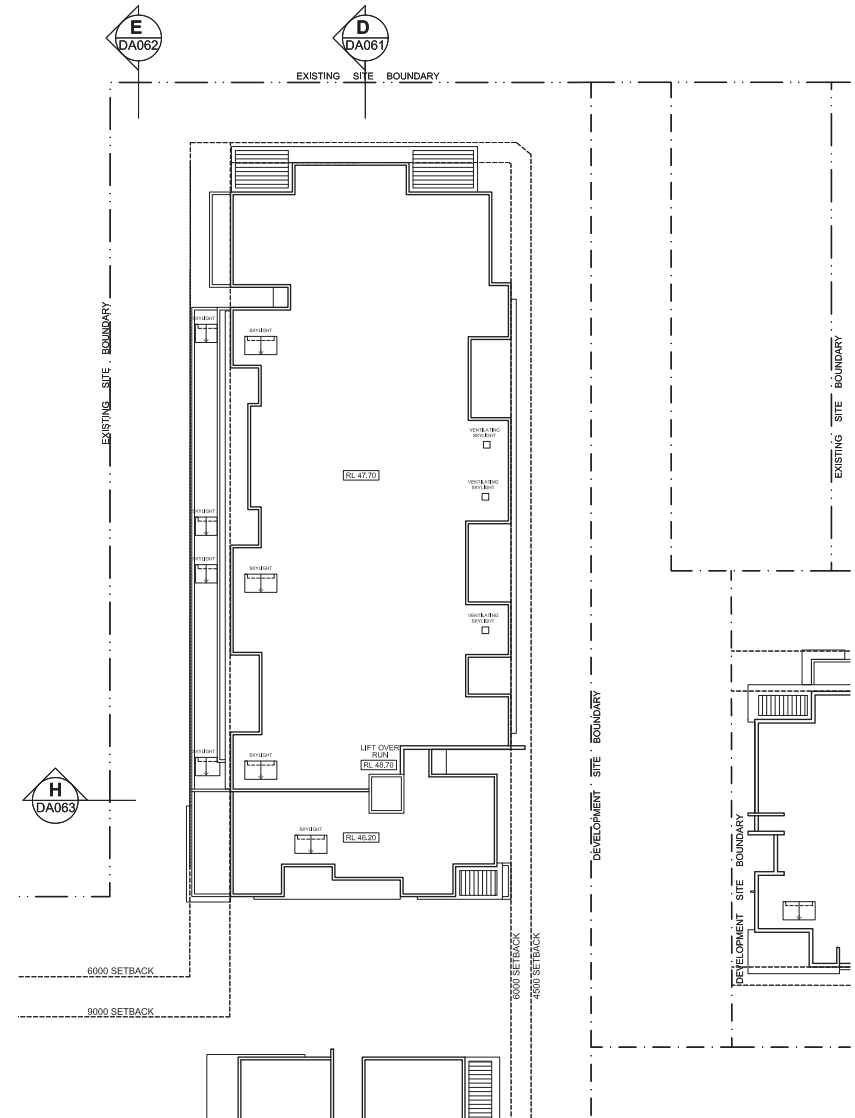
|             |             |       |
|-------------|-------------|-------|
| PROJECT NO. | DRAWING NO. | ISSUE |
|-------------|-------------|-------|

|      |       |   |
|------|-------|---|
| 2115 | DA121 | A |
|------|-------|---|

A1



**01** LEVEL 5 FLOORPLAN  
1:200



**02** ROOF PLAN  
1:200

# **RESIDENTIAL DEVELOPMENT** 30 - 32 ADVANCE STREET, SCHOFIELDS NSW 2762 LOT 3 NORTH LEVEL 5 & ROOF PLAN

PROPRIETOR  
**TOPLACE**  
121 Majors Bay Road  
Concord NSW 2137  
Tel: 02 9747 0950 Fax: 02 9747 0540

ARCHITECT



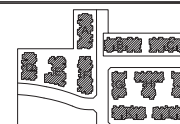
a broad 7' 9" path highway  
north taylor rev 2000  
m po box 720 north taylor rev 2000  
p +61 (0)2 9900 9000 f +61 (0)2 9900 6001  
www.kiataylor.com.au

kia architects

## **DA SUBMISSION**

DATE 11/10/2017  
SCALE 1:200

PROJECT NO. DRAWING NO. ISSUE  
**2115 DA122 B**



© kiataylor architects Pty Ltd  
These drawings are subject to copyright and may not be copied, used  
or reproduced in any way without the express permission of  
kiataylor architects Pty Ltd.

100mm

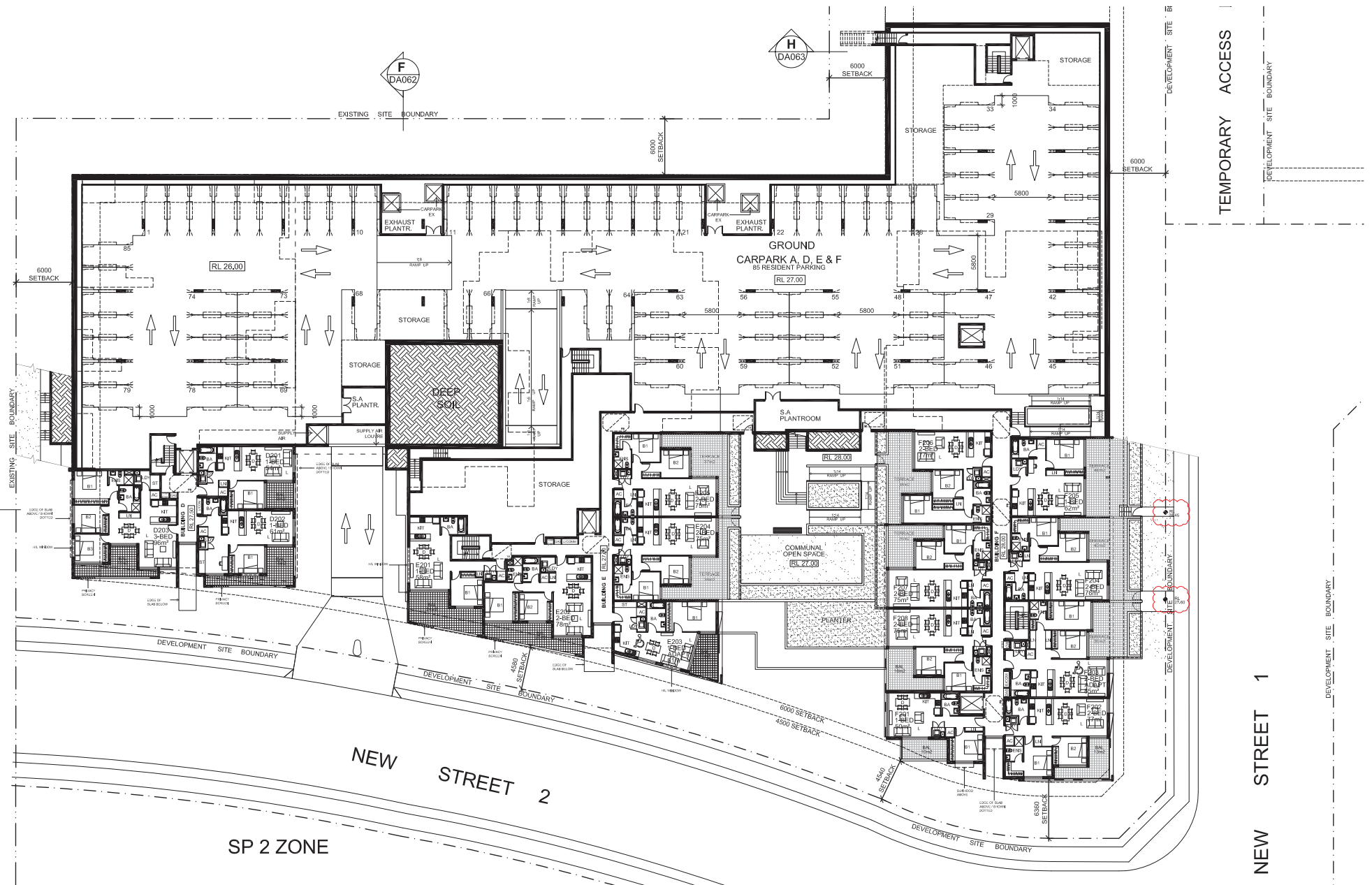
200mm

300mm ON ORIGINAL









TEMPORARY ACCESS

NEW STREET 1

DA SUBMISSION

|             |            |
|-------------|------------|
| DATE        | 20/03/2018 |
| SCALE       | 1:200      |
| PROJECT NO. | 2115       |
| DRAWING NO. | DA132      |
| ISSUE       | C          |

## RESIDENTIAL DEVELOPMENT

30 - 32 ADVANCE STREET, SCHOFIELDS NSW 2762

LOT 3 SOUTH  
GROUND FLOOR PLAN

ARCHITECT



A head 7 37 Pacific Highway  
North Sydney NSW 2060  
PO Box 726 North Sydney NSW 2060  
P +61 (0)2 9600 6000 F +61 (0)2 9600 6001  
www.kiataylor.com.au

kiataylor architects



DO NOT SCALE DRAWINGS.  
VERIFY ALL DIMENSIONS ON SITE.  
REFER ANY DISCREPANCIES TO  
THE SUPERINTENDENT BEFORE  
PROCEEDING WITH THE WORK.

© kiataylor architects Pty Ltd  
These drawings are subject to copyright and may not be copied, used  
or reproduced in any way without the express permission of  
kiataylor architects Pty Ltd.

PROPRIETOR

**TOPLACE**

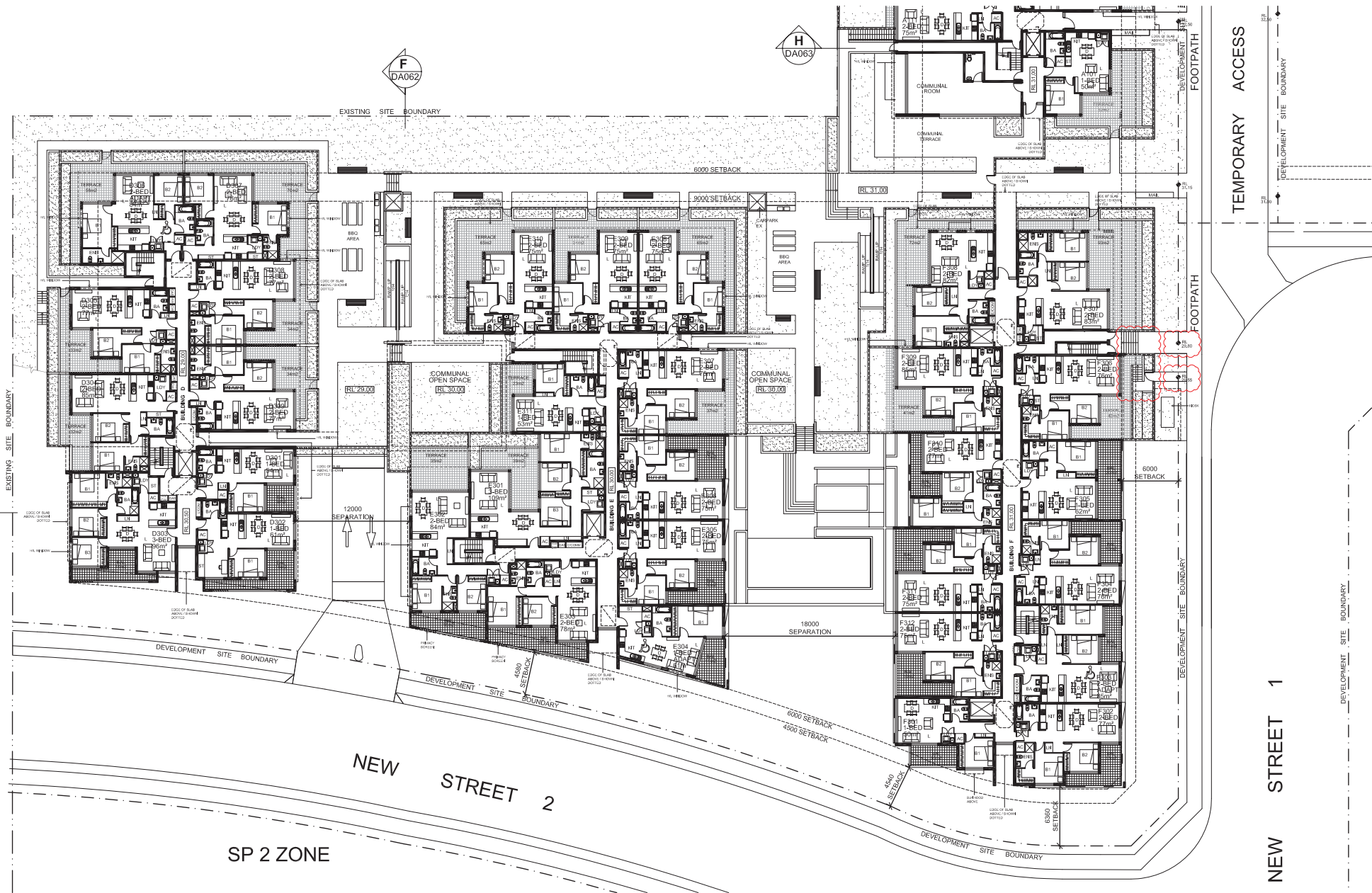
121 Majors Bay Road  
Concord, NSW 2137  
Tel: 02 9747 0950 Fax: 02 9747 0540

100mm

200mm

300mm ON ORIGINAL

A1



# RESIDENTIAL DEVELOPMENT

30 - 32 ADVANCE STREET, SCHOFIELDS NSW 2762

LOT 3 SOUTH  
LEVEL 1 FLOOR PLAN

PROPRIETOR  
**TOPLACE**

121 Majors Bay Road  
Concord, NSW 2137  
Tel: 02 9747 0950 Fax: 02 9747 0540

ARCHITECT



A head 7 07 north highway  
north highway (new 2000)  
in po box 726 north highway new 2000  
p 461012 8000 6000 f 461012 8000 6001  
www.krtidetaylor.com.au



DA SUBMISSION

DATE 20/03/2018  
SCALE 1:200

| PROJECT NO. | DRAWING NO. | ISSUE |
|-------------|-------------|-------|
| 2115        | DA133       | C     |



DO NOT SCALE DRAWINGS.  
VERIFY ALL DIMENSIONS ON SITE.  
REFER ANY DISCREPANCIES TO  
THE SUPERINTENDENT BEFORE  
PROCEEDING WITH THE WORK.

© krtide taylor architects Pty Ltd  
These drawings are subject to copyright and may not be copied, used  
or reproduced in any way without the express permission of  
krtide taylor architects Pty Ltd.

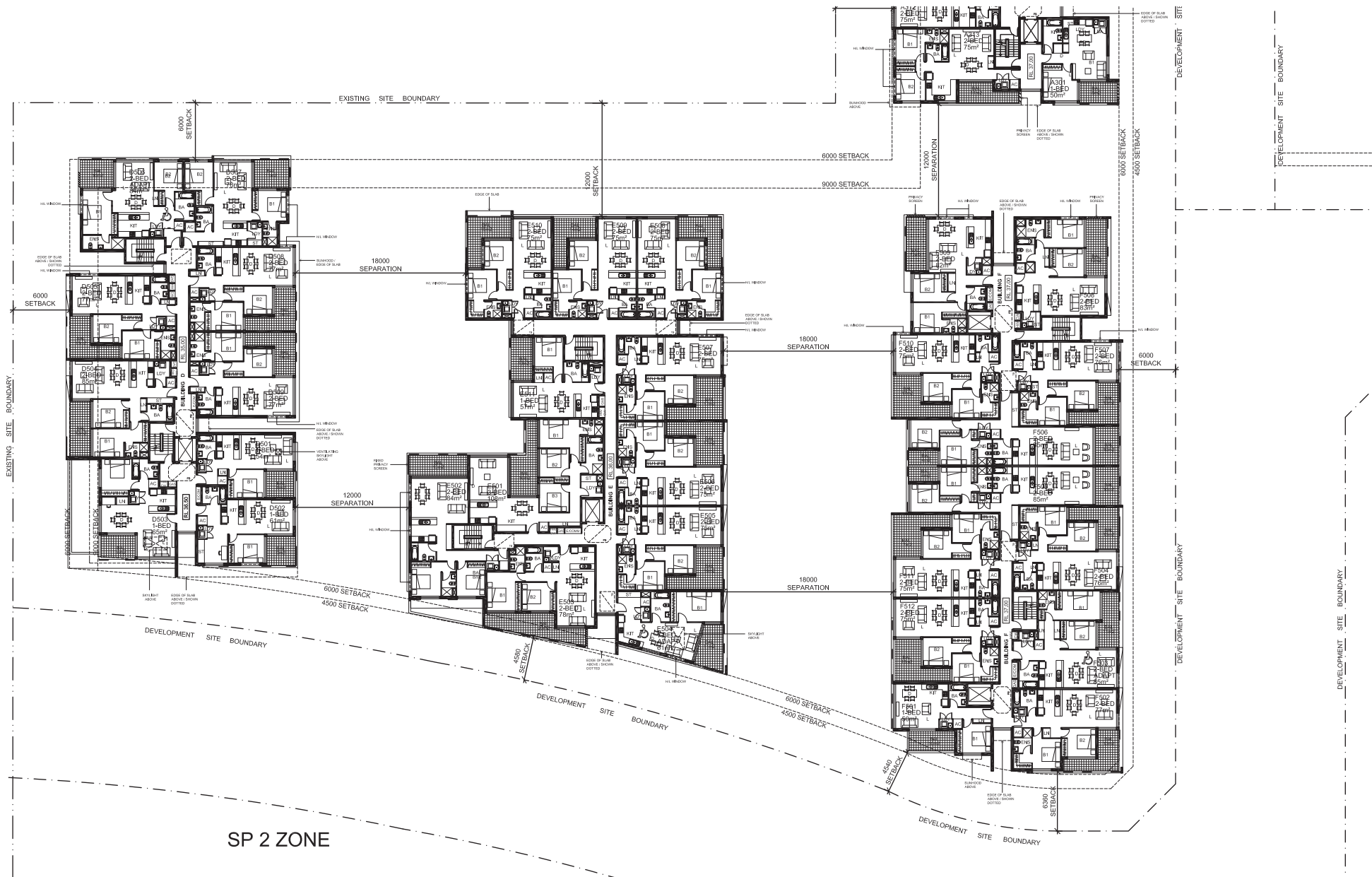
100mm

200mm

300mm ON ORIGINAL







SP 2 ZONE

# RESIDENTIAL DEVELOPMENT

30 - 32 ADVANCE STREET, SCHOFIELDS NSW 2762

LOT 3 SOUTH  
LEVEL 3 FLOOR PLAN

PROPRIETOR  
**TOPLACE**

121 Majors Bay Road  
Concord, NSW 2137  
Tel: 02 9747 0950 Fax: 02 9747 0540

ARCHITECT



a level 7 97 path highway  
north Sydney NSW 2060  
m po box 720 north Sydney NSW 2060  
p +61 (0)2 9600 8000 f +61 (0)2 9600 6001  
www.kilataylor.com.au

kila taylor architects



DA SUBMISSION

DATE 11/10/2017  
SCALE 1:200

PROJECT NO. DRAWING NO. ISSUE

2115 DA135 B

A1



© kila taylor architects Pty Ltd  
These drawings are subject to copyright and may not be copied, used  
or reproduced in any way without the express permission of  
kila taylor architects Pty Ltd.

100mm

200mm

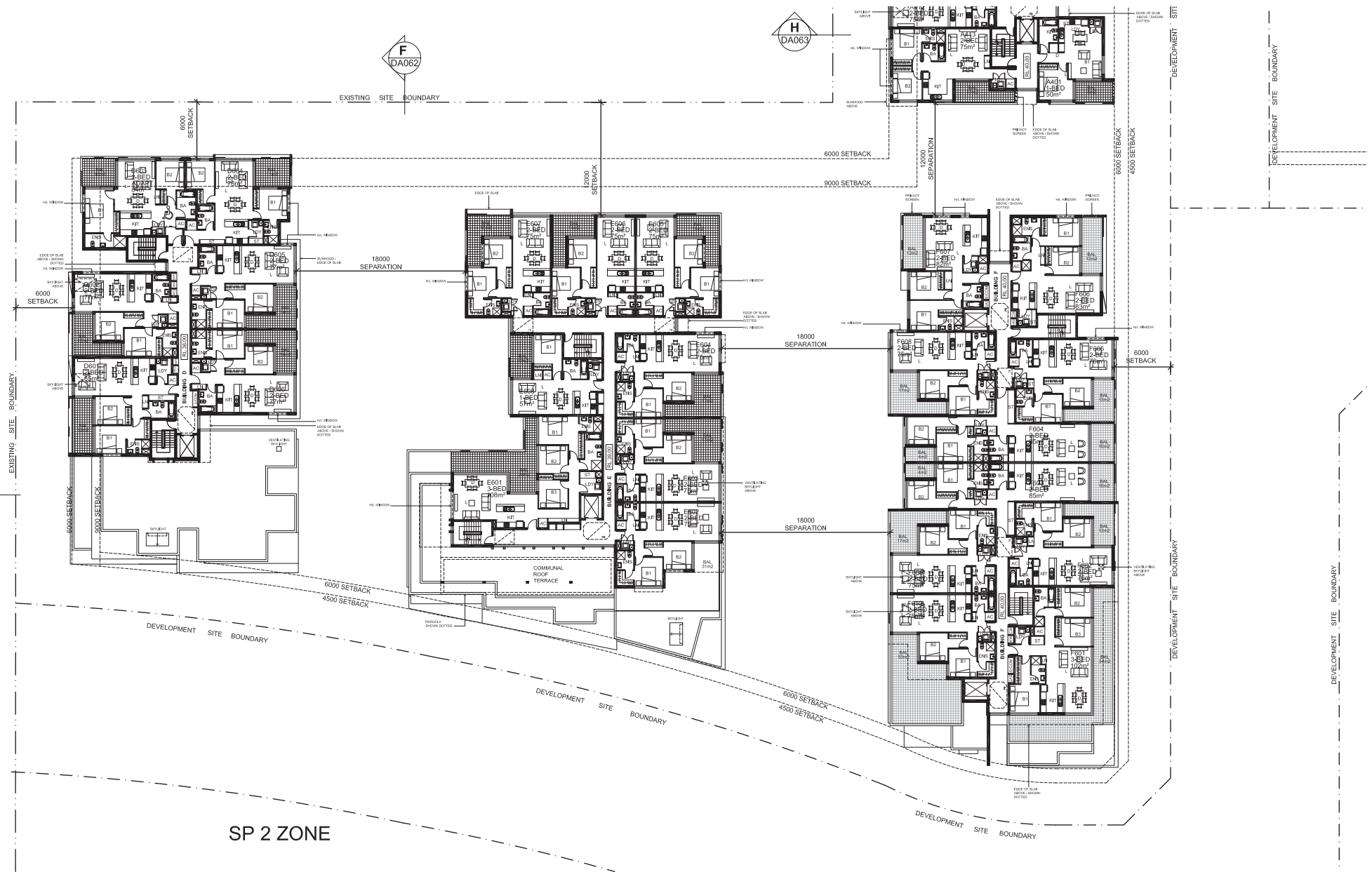
300mm ON ORIGINAL



G  
DA063

F  
DA062

H  
DA063



SP 2 ZONE

# RESIDENTIAL DEVELOPMENT

30 - 32 ADVANCE STREET, SCHOFIELDS NSW 2762

LOT 3 SOUTH  
LEVEL 4 FLOOR PLAN

PROPRIETOR  
**TOPLACE**  
121 Majors Bay Road  
Concord, NSW 2137  
Tel: 02 9747 0950 Fax: 02 9747 0540

ARCHITECT



a level 7 17 path highway  
north Sydney nsw 2060  
m po box 720 north Sydney nsw 2060  
p +61 (0)2 9660 6000 f +61 (0)2 9660 6001  
www.kilataylorarchitects.com.au



DA SUBMISSION

DATE 27/09/2017  
SCALE 1:200

PROJECT NO. 2115  
DRAWING NO. DA136  
ISSUE A



© kila taylor architects Pty Ltd  
These drawings are subject to copyright and may not be copied, used  
or reproduced in any way without the express permission of  
kila taylor architects Pty Ltd.

100mm

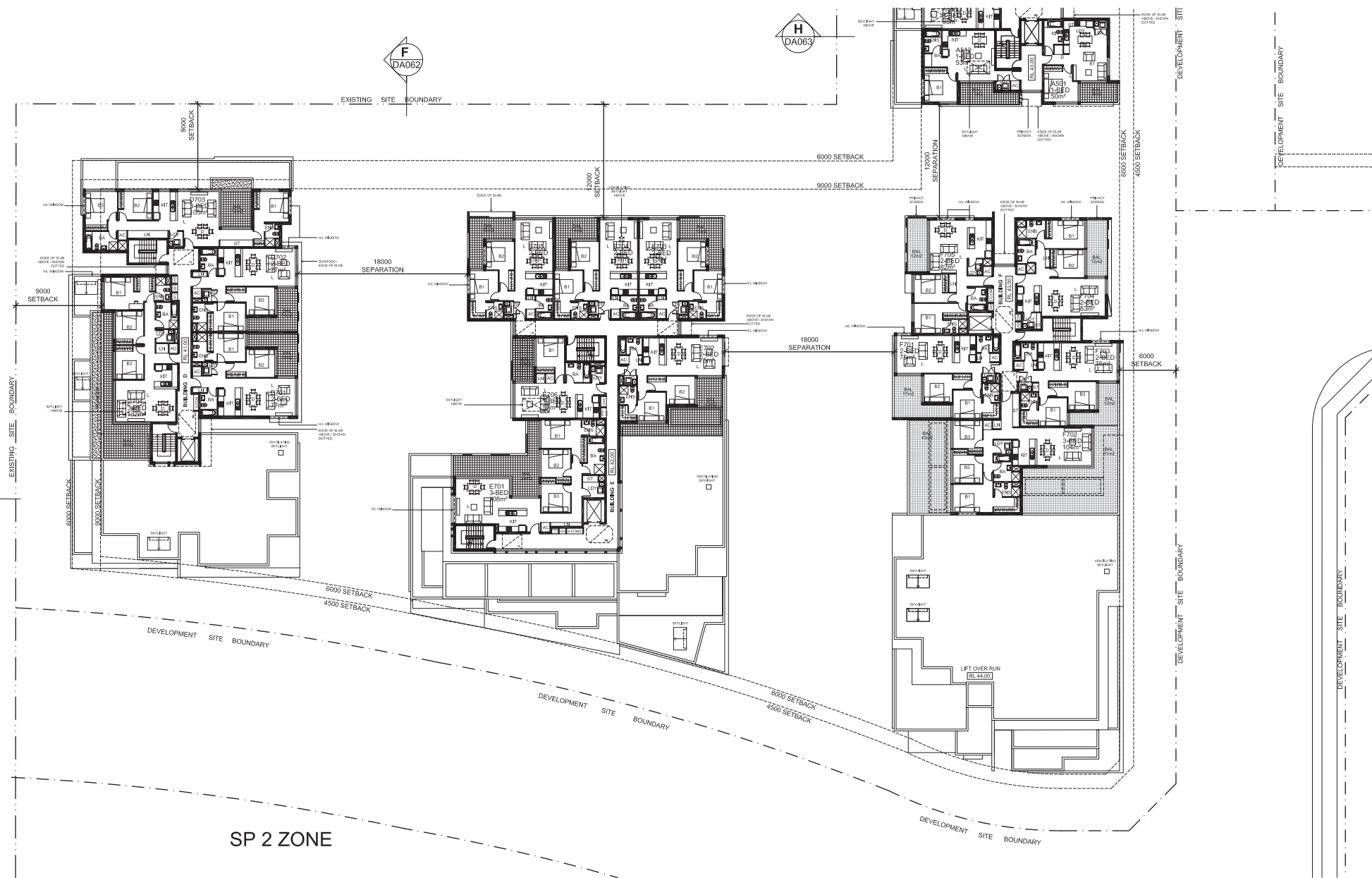
200mm

300mm ON ORIGINAL

G  
DA063

H  
DA063

F  
DA063



SP 2 ZONE



DO NOT SCALE DRAWINGS.  
VERIFY ALL DIMENSIONS ON SITE.  
REFER ANY DISCREPANCIES TO  
THE SUPERINTENDENT BEFORE  
PROCEEDING WITH THE WORK.

© ktda taylor architects Pty Ltd  
These drawings are subject to copyright and may not be copied, used  
or reproduced in any way without the express permission of  
ktda taylor architects Pty Ltd.

PROPRIETOR  
**TOPLACE**

121 Majors Bay Road  
Concord, NSW 2137  
Tel: 02 9747 0950 Fax: 02 9747 0540

# RESIDENTIAL DEVELOPMENT

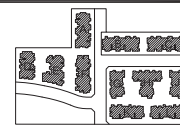
30 - 32 ADVANCE STREET, SCHOFIELDS NSW 2762  
LOT 3 SOUTH  
LEVEL 5 FLOOR PLAN

ARCHITECT



a level 5 lift path highway  
north Sydney new 2000  
in po box 720 north Sydney new 2000  
p +61 (0)2 9600 0000 f +61 (0)2 9600 0001  
www.ktdataylor.com.au

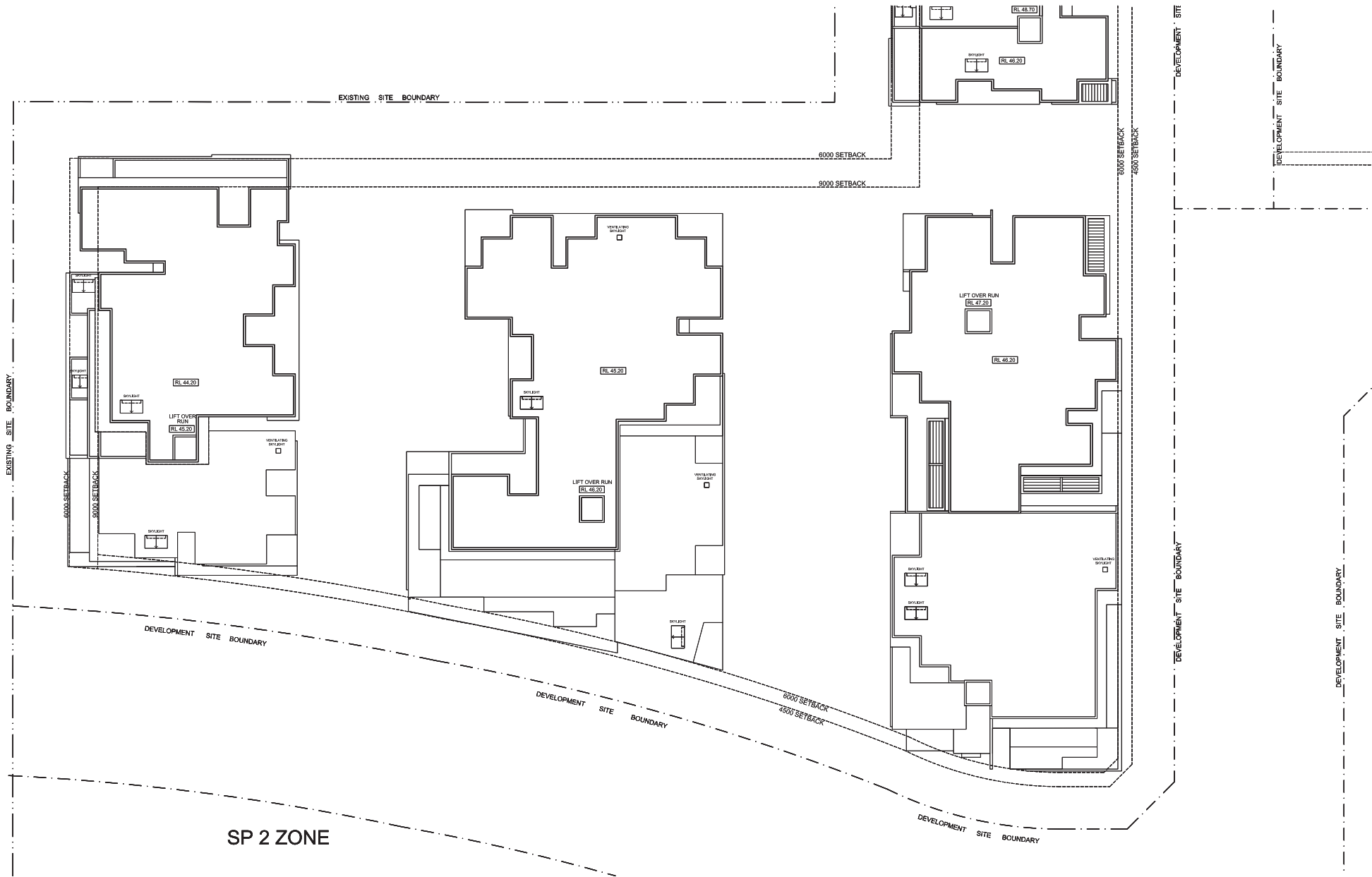
ktda taylor architects



DA SUBMISSION

DATE 27/09/2017  
SCALE 1:200

| PROJECT NO. | DRAWING NO. | ISSUE |
|-------------|-------------|-------|
| 2115        | DA137       | A     |



SP 2 ZONE

# RESIDENTIAL DEVELOPMENT

30 - 32 ADVANCE STREET, SCHOFIELDS NSW 2762

LOT 3 SOUTH  
ROOF PLAN

PROPRIETOR  
**TOPLACE**

121 Majors Bay Road  
Concord, NSW 2137  
Tel: 02 9747 0950 Fax: 02 9747 0540

ARCHITECT



a level 7/17 padb highway  
north Sydney nsw 2060  
m po box 720 north Sydney nsw 2060  
p +61 (0)2 9660 6000 f +61 (0)2 9660 6001  
www.kilataylor.com.au



DA SUBMISSION

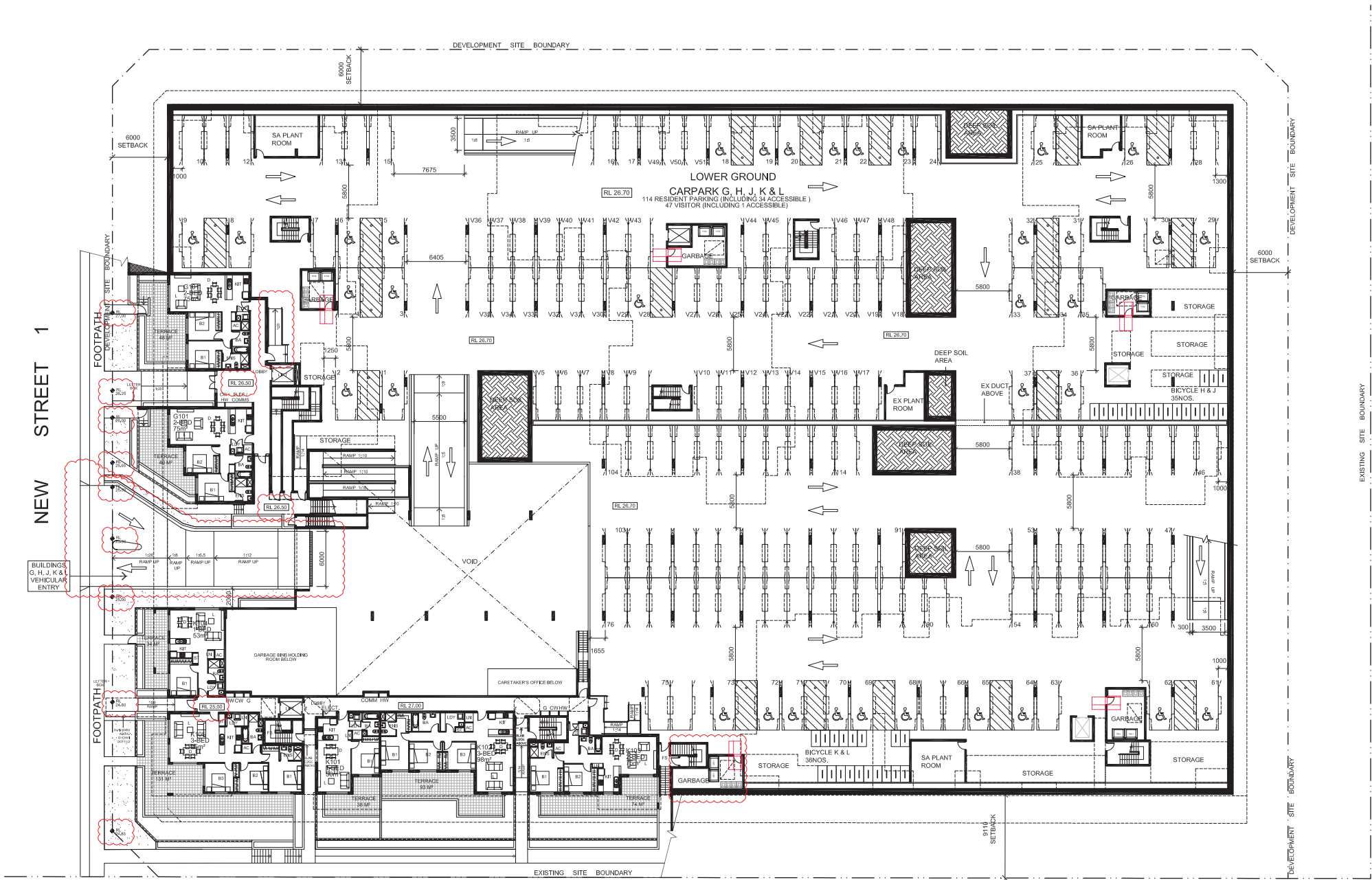
DATE 27/09/2017  
SCALE 1:200

| PROJECT NO. | DRAWING NO. | ISSUE |
|-------------|-------------|-------|
| 2115        | DA138       | A     |



NEW STREET 1

NEW STREET 4



# RESIDENTIAL DEVELOPMENT

30 - 32 ADVANCE STREET, SCHOFIELDS NSW 2762

LOT 4  
LOWER GROUND FLOOR PLAN

PROPRIETOR  
**TOPLACE**

121 Majors Bay Road  
Concord, NSW 2137  
Tel: 02 9747 0950 Fax: 02 9747 0540

ARCHITECT



a level 7 97 pacific highway  
north sydney nsw 2060  
ph 02 955 726 north sydney nsw 2059  
p +61(0)2 9900 6000 f +61(0)2 9900 6001  
w www.kirk-taylor.com.au

kirk taylor architects

DA SUBMISSION

DATE 20/03/2018  
SCALE 1:200

PROJECT NO. DRAWING NO. ISSUE

2115 DA141 C



DO NOT SCALE DRAWINGS.  
VERIFY ALL DIMENSIONS ON SITE.  
REFER ANY DISCREPANCIES TO  
THE SUPERINTENDENT BEFORE  
PROCEEDING WITH THE WORK.

© kirk taylor architects Pty Ltd  
These drawings are subject to copyright and may not be copied, used  
or reproduced in any way without the express permission of  
kirk taylor architects Pty Ltd.

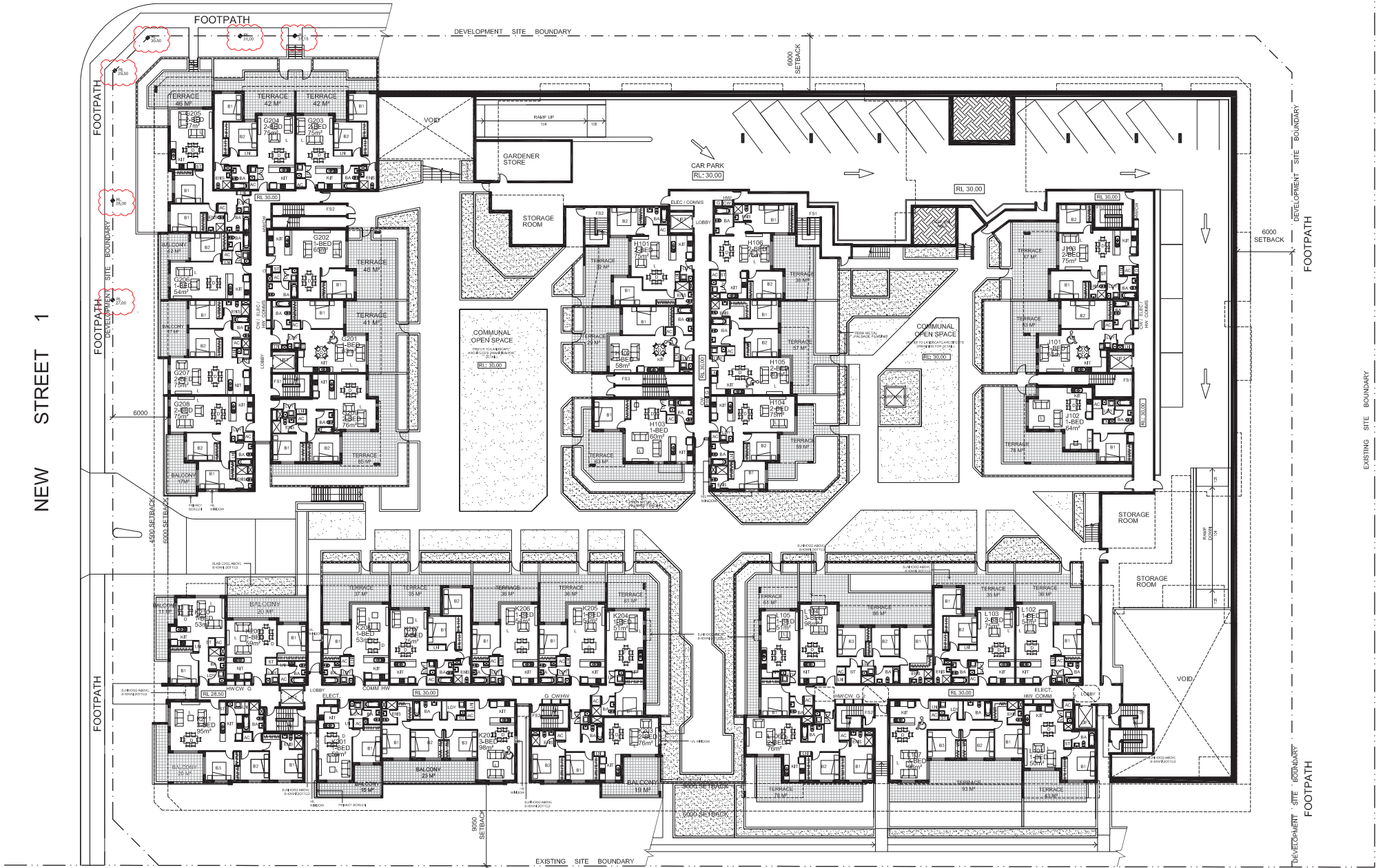
100mm

200mm

300mm ON ORIGINAL

A1





# RESIDENTIAL DEVELOPMENT

30 - 32 ADVANCE STREET, SCHOFIELDS NSW 2762

LOT 4  
GROUND FLOOR PLAN

PROPRIETOR  
**TOPLACE**

121 Majors Bay Road  
Concord, NSW 2137  
Tel: 02 9747 0950 Fax: 02 9747 0540

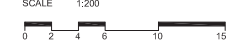
ARCHITECT

a level 7, 97 pacific highway  
north Sydney, nsw 2060  
ph 02 9551 7261 north Sydney nsw 2059  
p +61(0)2 9900 6000 f +61(0)2 9900 6001  
w www.krtaylor.com.au



DA SUBMISSION

DATE 20/03/2018  
SCALE 1:200



PROJECT NO. 2115  
DRAWING NO. DA142  
ISSUE C

DO NOT SCALE DRAWINGS.  
VERIFY ALL DIMENSIONS ON SITE.  
REFER ANY DISCREPANCIES TO  
THE SUPERINTENDENT BEFORE  
PROCEEDING WITH THE WORK.

© krtaylor architects Pty Ltd  
These drawings are subject to copyright and may not be copied, used  
or reproduced in any way without the express permission of  
krtaylor architects Pty Ltd.

100mm 200mm 300mm ON ORIGINAL











# RESIDENTIAL DEVELOPMENT

30 - 32 ADVANCE STREET, SCHOFIELDS NSW 2762

LOT 4  
LEVEL 4 FLOOR PLAN

DA SUBMISSION

DATE 11/10/2017  
SCALE 1:200

PROJECT NO. 2115  
DRAWING NO. DA146  
ISSUE B

DO NOT SCALE DRAWINGS.  
VERIFY ALL DIMENSIONS ON SITE.  
REFER ANY DISCREPANCIES TO  
THE SUPERINTENDENT BEFORE  
PROCEEDING WITH THE WORK.

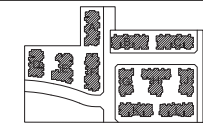
© ktda taylor architects Pty Ltd  
These drawings are subject to copyright and may not be copied, used  
or reproduced in any way without the express permission of  
ktda taylor architects Pty Ltd.

PROPRIETOR  
**TOPLACE**  
121 Majors Bay Road  
Concord, NSW 2137  
Tel: 02 9747 0950 Fax: 02 9747 0540

ARCHITECT



a level 7 97 path highway  
north Sydney NSW 2060  
in po box 720 north Sydney NSW 2060  
p +61 (0)2 9600 8000 f +61 (0)2 9600 6001  
www.ktdataylorarchitects.com.au



100mm 200mm 300mm ON ORIGINAL







# RESIDENTIAL DEVELOPMENT

30 - 32 ADVANCE STREET, SCHOFIELDS NSW 2762

LOT 4  
ROOF PLAN

PROPRIETOR  
**TOPLACE**

121 Majors Bay Road  
Concord, NSW 2137  
Tel: 02 9747 0950 Fax: 02 9747 0540

ARCHITECT



a level 7 97 path highway  
north Sydney nsw 2060  
m po box 720 north Sydney nsw 2060  
p +61 (0)2 9600 6000 f +61 (0)2 9600 6001  
www.ktdaarchitects.com.au

ktda taylor architects



DA SUBMISSION

DATE 27/09/2017  
SCALE 1:200

PROJECT NO. DRAWING NO. ISSUE

2115 DA148 A



© ktda taylor architects Pty Ltd  
These drawings are subject to copyright and may not be copied, used  
or reproduced in any way without the express permission of  
ktda taylor architects Pty Ltd.

100mm


200mm

300mm ON ORIGINAL

A1



## LEGEND



## REVISIONS

A 26.10.17

1. Street trees and other revisions added to suit Council requirements.
2. Revisions to suit revised architectural plans.

Verify all dimensions on site before commencing construction or ordering materials. Verify the dimensions of all manufactured products before installation. Use figured dimensions in preference to scaled dimensions. Report any discrepancies to the Landscape Architect for a decision before work commences.

## NOTES

This plan is to be read in conjunction with all documentation prepared by krisia taylor architects.



office: 16/303 pacific highway  
lindfield nsw 2070  
postal: 25 bent street  
lindfield nsw 2070  
ph 9416 4290 fax 9416 4735  
A.C.N 097 328 580  
email ija@netspace.net.au

project  
Residential Development  
30 - 32 Advance Street, Schofields

drawing  
DA Overall Landscape Plan

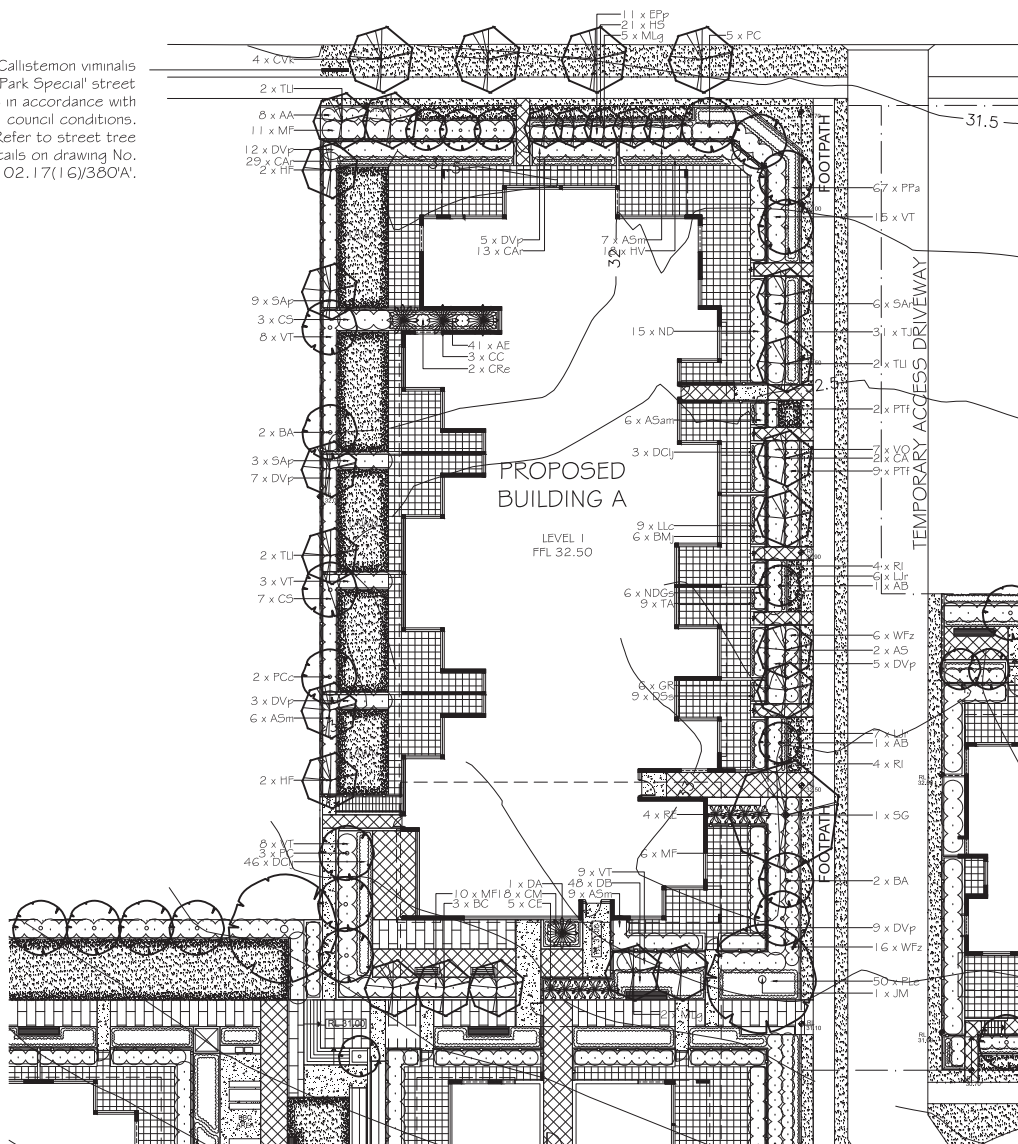
client  
Toplace Pty Ltd

|                   |             |
|-------------------|-------------|
| date              | scale       |
| October 2017      | 1:500 @ A1  |
| job.dwg no.       | 1:1000 @ A3 |
| 102.17(15)/378'A' | no. in set  |
| designed by       | drawn by    |
| IJ                | HL          |



# ADVANCE STREET

4 x Callistemon viminalis  
'Kings Park Special' street  
trees in accordance with  
council conditions.  
Refer to street tree  
details on drawing No.  
102.17(16)/380'A'.




## SCHEDULE OF PLANT MATERIAL

| CODE | BOTANICAL NAME                                | COMMON NAME            | QUANTITY | MATURE HEIGHT | CONTAINER SIZE | STAKES |
|------|---|------------------------|----------|---------------|----------------|--------|
| AB   | <i>Acer buergerianum</i>                      | Trident Maple          | 13       | 6m            | 45 litre       | 2      |
| AP   | <i>Acer palmatum</i>                          | Japanese Maple         | 18       | 4m            | 45 litre       | 2      |
| APs  | <i>Acer palmatum</i> 'Senkaki'                | Coral Bark Maple       | 28       | 4m            | 45 litre       | 2      |
| AS   | <i>Acmena smithii</i>                         | Lily Pili              | 15       | 13m           | 45 litre       | 2      |
| ASam | <i>Acmena smithii</i> 'Allyn Magic'           | Dwarf Lily Pili        | 177      | 1m            | 200mm          | -      |
| ASh  | <i>Acmena smithii</i> 'Hedgemaster'           | Dwarf Lily Pili        | 112      | 1.5m          | 200mm          | -      |
| ASm  | <i>Acmena smithii</i> 'Minor'                 | Dwarf Lily Pili        | 194      | 3m            | 200mm          | -      |
| AA   | <i>Agave attenuata</i>                        | Agave                  | 35       | 1m            | 200mm          | -      |
| AC   | <i>Angophora costata</i>                      | Sydney Red Gum         | 5        | 25m           | 45 litre       | 2      |
| AAU  | <i>Asplenium australasicum</i>                | Birds Nest Fern        | 6        | 1m            | 200mm          | -      |
| ACU  | <i>Archontophoenix cunninghamiana</i>         | Bangalow Palm          | 6        | 13m           | 45 litre       | 2      |
| ACi  | <i>Arthropodium cirratum</i>                  | Renga Renga Lily       | 322      | 0.6m          | 140mm          | -      |
| AE   | <i>Aspidistra elatior</i>                     | Cast Iron Plant        | 259      | 0.6m          | 140mm          | -      |
| ABb  | <i>Austromyrtus</i> 'Blushing Beauty'         | Austromyrtus           | 117      | 1.5m          | 200mm          | -      |
| BC   | <i>Banksia cirtodora</i>                      | Lemon Scented Myrtle   | 21       | 7m            | 45 litre       | 2      |
| BCa  | <i>Blechnum cartilagineum</i>                 | Grisle Fern            | 120      | 0.4m          | 140mm          | -      |
| BA   | <i>Brachychiton acerifolius</i>               | Illawarra Flame Tree   | 21       | 12m           | 45 litre       | 2      |
| BMj  | <i>Buxus microphylla</i> var. <i>japonica</i> | Japanese Box           | 146      | 1m            | 200mm          | -      |
| CS   | <i>Camellia sasanqua</i>                      | Sasanqua Camellia      | 144      | 3m            | 200mm          | -      |
| CE   | <i>Chamaedorea elegans</i>                    | Palour Palm            | 60       | 3m            | 300mm          | -      |
| CM   | <i>Clivia miniata</i>                         | Bush Lily              | 261      | 0.4m          | 140mm          | -      |
| CAr  | <i>Clematis aristata</i>                      | Old Man's Beard        | 196      | prostrate     | 140mm          | -      |
| CRs  | <i>Cordyline</i> 'Red Sensation'              | Cordyline              | 44       | 2m            | 300mm          | -      |
| CA   | <i>Cupaniopsis anacardioides</i>              | Tuckeroo               | 8        | 10m           | 45 litre       | 2      |
| CC   | <i>Cyathea cooperi</i>                        | Australian Tree Fern   | 6        | 5m            | 300mm          | -      |
| CRc  | <i>Cycas revoluta</i>                         | Cycad                  | 18       | 1m            | 200mm          | -      |
| DB   | <i>Dianella 'Breeze'</i>                      | Dianella Breeze        | 470      | 0.8m          | 140mm          | -      |
| DCi  | <i>Dianella caerulea</i> 'Little Jess'        | Little Jess Dianella   | 316      | 0.4m          | 140mm          | -      |
| DSs  | <i>Dianella 'Silver Streak'</i>               | Silver Streak Dianella | 473      | 0.4m          | 140mm          | -      |
| DA   | <i>Dicksonia antarctica</i>                   | Soft Tree Fern         | 17       | 5m            | 300mm          | -      |
| DVp  | <i>Dodonaea viscosa</i> 'Purpurea'            | Purple Hop Bush        | 156      | 3m            | 200mm          | -      |
| DE   | <i>Doryanthes excelsa</i>                     | Gymea Lily             | 43       | 1.5m          | 200mm          | -      |
| ER   | <i>Elaeocarpus reticulatus</i>                | Blueberry Ash          | 10       | 5m            | 45 litre       | 2      |
| EPp  | <i>Escallonia 'Pink Pixie'</i>                | Dwarf Escallonia       | 105      | 1.5m          | 200mm          | -      |
| EM   | <i>Eucalyptus moluccana</i>                   | Grey Box               | 1        | 15m           | 45 litre       | 2      |
| EP   | <i>Eucalyptus punctata</i>                    | Grey Gum               | 1        | 15m           | 45 litre       | 2      |
| GAF  | <i>Gardenia augusta</i> 'Florida'             | Gardenia               | 82       | 1.5m          | 200mm          | -      |
| GR   | <i>Gardenia 'Radicans'</i>                    | Gardenia               | 42       | 0.6m          | 200mm          | -      |
| HV   | <i>Hardenbergia violacea</i>                  | Native Sarsparilla     | 660      | prostrate     | 140mm          | -      |
| HS   | <i>Hibbertia scandens</i>                     | Guinea Flower          | 77       | prostrate     | 140mm          | -      |
| HF   | <i>Hymenocarpus flavum</i>                    | Native Frangipani      | 12       | 8m            | 45 litre       | 2      |
| JM   | <i>Jacaranda mimosifolia</i>                  | Jacaranda              | 5        | 15m           | 45 litre       | 2      |
| LI   | <i>Lagerstroemia indica</i>                   | Crepe Myrtle           | 27       | 4m            | 45 litre       | 2      |
| LJR  | <i>Liriope 'Just Right'</i>                   | Turf Lily              | 484      | 0.4m          | 140mm          | -      |
| Lfs  | <i>Lomandra fluviatilis</i> 'Shara'           | Fine Leaf Lomandra     | 132      | 0.4m          | 140mm          | -      |
| LLc  | <i>Lomandra 'Little Con'</i>                  | Lomandra               | 487      | 0.4m          | 140mm          | -      |
| LLI  | <i>Lomandra longifolia</i> 'Tanika'           | Tanika Lomandra        | 220      | 0.4m          | 140mm          | -      |
| LS   | <i>Lomandra 'Seascape'</i>                    | Seascape Lomandra      | 297      | 0.4m          | 140mm          | -      |
| MLG  | <i>Magnolia grandiflora</i> 'Little Gem'      | Dwarf Magnolia         | 22       | 5m            | 45 litre       | 2      |
| MTB  | <i>Magnolia grandiflora</i> 'Teddy Bear'      | Dwarf Magnolia         | 20       | 4m            | 45 litre       | 2      |
| MF   | <i>Michelia figo</i>                          | Port Wine Magnolia     | 237      | 4m            | 300mm          | -      |
| MP   | <i>Murraya paniculata</i>                     | Orange Jasmine         | 199      | 2m            | 200mm          | -      |
| ND   | <i>Nandina domestica</i>                      | Sacred Bamboo          | 183      | 2m            | 200mm          | -      |
| NDGs | <i>Nandina domestica</i> 'Gulf Stream'        | Dwarf Sacred bamboo    | 74       | 0.6m          | 200mm          | -      |
| NS   | <i>Nyssa sylvatica</i>                        | Tupelo                 | 2        | 15m           | 45 litre       | 2      |
| PPa  | <i>Pandorea pandorana</i>                     | Wonga Vine             | 234      | prostrate     | 140mm          | -      |
| PX   | <i>Philodendron xanadu</i>                    | Xanadu                 | 55       | 1m            | 200mm          | -      |
| PTbb | <i>Phormium tenax</i> 'Bronze Baby'           | Dwarf NZ Flax          | 34       | 1m            | 140mm          | -      |
| PTI  | <i>Phormium tenax</i> 'Flamin'                | Red NZ Flax            | 72       | 1m            | 140mm          | -      |
| PCh  | <i>Pistacia chinensis</i>                     | Chinese Pistachio      | 2        | 10m           | 45 litre       | 2      |
| Ple  | <i>Poa labillardieri</i> 'Eskdale'            | Eskdale                | 140      | 0.6m          | 140mm          | -      |
| PP   | <i>Poa poliformis</i>                         | Coastal Poa            | 66       | 1m            | 200mm          | -      |
| PC   | <i>Pyrus calleryana</i> 'Capital'             | Ornamental Pear        | 30       | 8m            | 45 litre       | 2      |
| PCc  | <i>Pyrus calleryana</i> 'Chanticleer'         | Pear                   | 15       | 10m           | 45 litre       | 2      |
| RE   | <i>Rhipis excelsa</i>                         | Lady Palm              | 57       | 3m            | 200mm          | -      |
| RI   | <i>Raphiolepis indica</i>                     | Indian Hawthorn        | 120      | 1.5m          | 200mm          | -      |
| SS   | <i>Sapium sebiferum</i>                       | Chinese Tallow         | 1        | 10m           | 45 litre       | 2      |
| SR   | <i>Strelitzia reginae</i>                     | Bird of Paradise       | 93       | 1.5m          | 200mm          | -      |
| SG   | <i>Synsarcia glomulifera</i>                  | Turpentine             | 4        | 15m           | 45 litre       | 2      |
| SAe  | <i>Syzygium australe</i> 'Elegance'           | Dwarf Lily Pili        | 100      | 1.5m          | 200mm          | -      |
| SAP  | <i>Syzygium australe</i> 'Pinnacle'           | Dwarf Lily Pili        | 65       | 3m            | 200mm          | -      |
| SAR  | <i>Syzygium australe</i> 'Resilience'         | Dwarf Lily Pili        | 67       | 3m            | 200mm          | -      |
| SSF  | <i>Syzygium</i> 'Southern Form'               | Dwarf Lily Pili        | 168      | 3m            | 200mm          | -      |
| TA   | <i>Trachelospermum asiaticum</i>              | Japanese Star Jasmine  | 285      | prostrate     | 140mm          | -      |
| TJ   | <i>Trachelospermum jasminoides</i>            | Star Jasmine           | 180      | prostrate     | 140mm          | -      |
| TU   | <i>Tristanopsis laurina</i> 'Luscious'        | Water Gum              | 32       | 5m            | 45 litre       | 2      |
| VO   | <i>Viburnum odoratissimum</i>                 | Sweet Viburnum         | 83       | 2.5m          | 200mm          | -      |
| Vb   | <i>Viburnum tinus</i>                         | Sweet Viburnum         | 219      | 3m            | 200mm          | -      |
| VH   | <i>Viola hederacea</i>                        | Native Violet          | 114      | 0.1m          | 140mm          | -      |
| WFz  | <i>Westringia frutescens</i> 'Zena'           | Dwarf Coastal Rosemary | 80       | 1m            | 200mm          | -      |
| ZZ   | <i>Zamioculcas zamiifolia</i>                 | Treasure Fern          | 68       | 1m            | 200mm          | -      |

## SCHEDULE OF STREET TREES

| CODE | BOTANICAL NAME                                    | COMMON NAME  | QUANTITY | MATURE HEIGHT | CONTAINER SIZE | STAKES |
|------|---|--------------|----------|---------------|----------------|--------|
| CVK  | <i>Callistemon viminalis</i> 'Kings Park Special' | Bottle Brush | 4        | 5m            | 45 litre       | 2      |
| CA   | <i>Cupaniopsis anacardioides</i>                  | Tuckeroo     | 14       | 10m           | 45 litre       | 2      |
| FA   | <i>Flindersia australis</i>                       | Crows Ash    | 13       | 12m           | 45 litre       | 2      |
| FPC  | <i>Fraxinus pennsylvanica</i> 'Cimmaron'          | Cimmaron Ash | 30       | 13m           | 45 litre       | 2      |
| NS   | <i>Nyssa sylvatica</i>                            | Tupelo       | 27       | 15m           | 45 litre       | 2      |

## LEGEND



## REVISIONS

- A** **26.10.17**
1. Street trees and other revisions added to suit Council requirements.
  2. Revisions to suit revised architectural plans.

Verify all dimensions on site before commencing construction or ordering materials. Verify the dimensions of all manufactured products before installation. Use figured dimensions in preference to scaled dimensions. Report any discrepancies to the Landscape Architect for a decision before work commences.

## NOTES

This plan is to be read in conjunction with all documentation prepared by **krisis taylor architects**.



office, 16/303 pacific highway  
lindfield nsw 2070  
postal, 25 bent street  
lindfield nsw 2070  
ph 9416 4290 fax 9416 4735  
A.C.N 097 328 580  
email [ijla@netspace.net.au](mailto:ijla@netspace.net.au)

**project**  
**Residential Development**

30 - 32 Advance Steet, Schofields

**drawing**  
DA Building A Detailed  
Landscape Plan

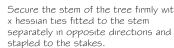
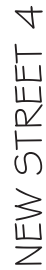
**client**  
Toplace Pty Ltd

**date** **scale**  
October 2017 1:200 @ A1  
1:400 @ A3  
**job.dwg no.** **no. in set**  
102.17(15)/379'A' 2/8

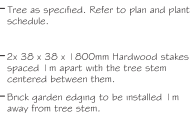
**designed by** **drawn by**  
IJ HL



NEW STREET 4



**1 STREET TREES IN NATURE STRIP**  
SCALE 1:20  
TYPICAL SECTION.

















**2** **TIMBER TREE GUARD**  
SCALE 1:20  
TYPICAL PLAN.



**3** **LAWN AREAS**  
SCALE 1:10  
TYPICAL SECTION.

### LEGEND

- |   |  |   |   |
|---|--|---|---|
|    | EXISTING TREES TO BE RETAINED            |    | SOFT LEAFED BUFFALO TURF                                    |
|    | EXISTING TREES TO BE REMOVED             |    | COMMUNAL OPEN SPACE<br>FEATURE PAVING TYPE 1                |
|    | PROPOSED EVERGREEN TREES                 |    | COMMUNAL OPEN SPACE<br>FEATURE PAVING TYPE 2                |
|  | PROPOSED DECIDUOUS TREES                 |  | GENERAL PAVING  |
|  | PROPOSED SCREEN<br>SHRUBS/HEDGES         |  | PRIVATE COURTYARD PAVING                                    |
|  | PROPOSED FEATURE SHRUBS                  |  | 1800mm HIGH SLAT STYLE<br>CAPPED BOUNDARY FENCES AND GATES  |
|  | PROPOSED NATIVE GRASSES/<br>GROUNDCOVERS |  | 1800mm HIGH TIMBER LAPPED<br>AND CAPPED BOUNDARY<br>FENCING |

## MAINTENANCE SCHEDULE

To ensure the rapid establishment and long term success of the streetscape landscape works the contractor shall undertake a twelve month maintenance period after Practical Completion. During this time the contractor shall be responsible for the replacement of any failed plants or other materials.

The following general maintenance tasks shall also be undertaken:

- Hand watering of plants on a regular basis equating to four times per week for the first month and two times per week for the next two months (depending on weather conditions & subject to water restrictions)
- Mowing of turfed areas every two weeks from October to March and every month from April to September (depending on when the maintenance period occurs)
- Checking of plants, stakes and ties every month
- Spraying of weeds every month
- Replacement of failed plants every three months
- Pruning plants (where applicable) every three months
- Topping up of mulch after six months to maintain a 100mm cover
- Re-application of water crystals around plants every six months
- Analysing soil after six months and applying fertiliser in accordance with the recommendations of the soil analysis

## REVISIONS

**A** **26.10.17**  
1. Street trees and other revisions added to suit Council requirements.  
2. Revisions to suit revised architectural plans.

## NOTES

This plan is to be read in conjunction with all documentation prepared by **krikis taylor architects**.



office. 16/303 pacific highway  
lindfield nsw 2070  
postal. 25 bent street  
lindfield nsw 2070  
ph 9416 4290 fax 9416 4735  
A.C.N 097 328 580  
email [ijla@netspace.net.au](mailto:ijla@netspace.net.au)

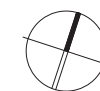
project  
Residential Development

**drawing**  
DA Building B & C Detailed  
Landscape Plan

client Toplace Pty Ltd

|                    |                   |
|--------------------|-------------------|
| <b>date</b>        | <b>scale</b>      |
| October 2017       | 1:200 @ A1        |
| <b>job.dwg no.</b> | <b>no. in set</b> |
| 102.17(15)/380'A'  | 3/8               |

|             |          |
|-------------|----------|
| designed by | drawn by |
| U           | HL       |









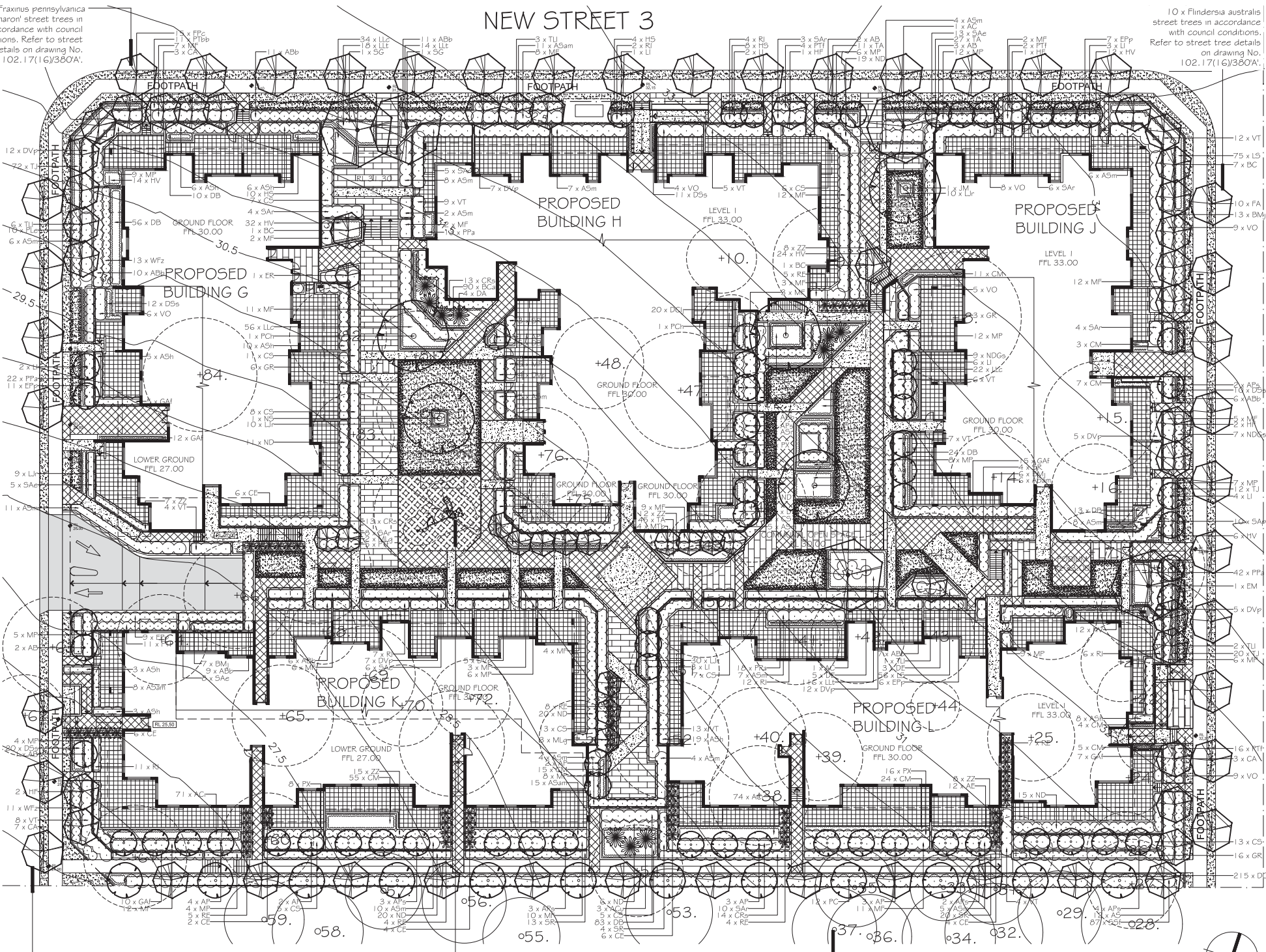
5 x Fraxinus pennsylvanica  
'Cimmaron' street trees in accordance with council conditions. Refer to street tree details on drawing No. 102.17(16)/380'A'.

# NEW STREET 3

10 x Findleria australis street trees in accordance with council conditions. Refer to street tree details on drawing No. 102.17(16)/380'A'.

- LEGEND**
- EXISTING TREES TO BE RETAINED
  - EXISTING TREES TO BE REMOVED
  - PROPOSED EVERGREEN REES
  - PROPOSED DECIDUOUS TREES
  - PROPOSED SCREEN SHRUBS/HEDGES
  - PROPOSED FEATURE SHRUBS
  - PROPOSED NATIVE GRASSES/ GROUNDCOVERS
  - SOFT LEAFED BUFFALO TURF
  - COMMUNAL OPEN SPACE FEATURE PAVING TYPE 1
  - COMMUNAL OPEN SPACE FEATURE PAVING TYPE 2
  - GENERAL PAVING
  - PRIVATE COURTYARD PAVING
  - SAFETY SURFACING
  - 1800mm HIGH SLAT STYLE COURTYARD FENCES AND GATES
  - 1800mm HIGH TIMBER LAPPED AND CAPPED BOUNDARY FENCING

NEW STREET 1



- NEW STREET 4**
- REVISIONS**
- 26.10.17**
1. Street trees and other revisions added to suit Council requirements.
  2. Revisions to suit revised architectural plans.
- Verify all dimensions on site before commencing construction or ordering materials. Verify the dimensions of all manufactured products before installation. Use figured dimensions in preference to scaled dimensions. Report any discrepancies to the Landscape Architect for a decision before work commences.
- Refer to plan 102.17(15)/379'A' for planting schedule.

**NOTES**

This plan is to be read in conjunction with all documentation prepared by **krisis taylor architects**.



office, 16/303 pacific highway  
lindfield nsw 2070  
postal, 25 bent street  
lindfield nsw 2070  
ph 9416 4290 fax 9416 4735  
A.C.N 097 328 580  
email ija@netspace.net.au

**project**  
**Residential Development**  
30 - 32 Advance Steet, Schofields

**drawing**  
DA Building G, H, J, K & L  
Detailed Landscape Plan  
**client**  
Toplace Pty Ltd  
**date**  
October 2017  
**scale**  
1:200 @ A1  
1:400 @ A3  
**job.dwg no.**  
102.17(15)/382'A' 5/8  
**designed by**  
IJ  
**drawn by**  
HL

7 x Cupanopsis anacardioides street trees in accordance with council conditions.  
Refer to street tree details on drawing No. 102.17(16)/380'A'.


Proposed playground area with play equipment suitable for 24+ years.

For schedule of existing trees refer to arborist report by Glenn Bird at Bird's Tree Consultancy.







TREES




Plant code: AB  
*Acer buergerianum*  
Trident Maple




Plant code: AC  
*Angophora costata*  
Smooth-barked Apple




Plant code: AP  
*Acer palmatum*  
Japanese Maple




Plant code: APs  
*Acer palmatum* 'Senkaki'  
Coral Barked Maple




Plant code: AS  
*Acmena smithii*  
Lilly Pilly




Plant code: BA  
*Brachychiton acerifolius*  
Illawarra Flame Tree




Plant code: BC  
*Backhousia citriodora*  
Lemon Scented Myrtle




Plant code: CVk  
*Callistemon viminalis* 'Kings Park Special'  
Kings Park Special Bottlebrush




Plant code: CA  
*Cupaniopsis anacardioides*  
Tuckeroo




Plant code: EM  
*Eucalyptus moluccana*  
Grey Box




Plant code: EP  
*Eucalyptus punctata*  
Grey Gum




Plant code: ER  
*Elaeocarpus reticulatus*  
Blueberry Ash




Plant code: HF  
*Hymenosporum flavum*  
Native Frangipani




Plant code: FA  
*Flindersia australis*  
Crow's Ash




Plant code: FPC  
*Fraxinus pennsylvanica* 'Cimmaron'  
Cimmaron Ash




Plant code: JM  
*Jacaranda mimosifolia*  
Jacaranda




Plant code: LI  
*Lagerstroemia indica*  
Crepe Myrtle




Plant code: MLg  
*Magnolia* 'Little Gem'  
Dwarf Magnolia




Plant code: NS  
*Nyssa sylvatica*  
Tupelo




Plant code: PC  
*Pyrus calleryana* 'Capital'  
Narrow Ornamental Pear




Plant code: PCC  
*Pyrus calleryana* 'Chanticleer'  
Ornamental Pear




Plant code: PCh  
*Pistacia chinensis*  
Chinese Pistachio



Plant code: SG  
*Syncarpia glomulifera*  
Turpentine




Plant code: SS  
*Sapium sebiferum*  
Chinese Tallow




Plant code: TU  
*Tristanopsis laurina* 'Luscious'  
Water Gum


SHRUBS & FEATURE PLANTS




Plant code: AA  
*Agave attenuata*  
Agave




Plant code: AAu  
*Asplenium australasicum*  
Birds Nest Fern




Plant code: ASH  
*Acmena smithii* 'Hot Flush'  
Dwarf Lilly Pilly




Plant code: ASm  
*Acmena smithii* var. *minor*  
Dwarf Lilly Pilly




Plant code: ABb  
*Austromyrtus* 'Blushing Beauty'  
Blushing Beauty




Plant code: BMJ  
*Buxus microphylla* var. *japonica*  
Japanese Box




Plant code: CRs  
*Cordylina* 'Red Sensation'  
Cordylina




Plant code: CRe  
*Cycas revoluta*  
Cycad




Plant code: CS  
*Camellia sasanqua*  
Camellia




Plant code: DE  
*Doryanthes excelsior*  
Gymea Lily




Plant code: Dvp  
*Dodonaea viscosa* 'Purpurea'  
Purple Hop Bush




Plant code: EPp  
*Escallonia* 'Pink Pixie'  
Dwarf Escallonia




Plant code: GAF  
*Gardenia augusta* 'Florida'  
Gardenia




Plant code: GR  
*Gardenia* 'Radicans'  
Gardenia




Plant code: MF  
*Michelia figo*  
Port Wine Magnolia




Plant code: MP  
*Murraya paniculata*  
Orange Jessamine




Plant code: ND  
*Nandina domestica*  
Sacred Bamboo




Plant code: PP  
*Poa poliformis*  
Coastal Poa




Plant code: PLe  
*Poa labillardieri* 'Eskdale'  
Eskdale Poa




Plant code: PTbb  
*Phormium tenax* 'Bronze Baby'  
Dwarf NZ Flax




Plant code: PTf  
*Phormium tenax* 'Flamin'  
Red NZ Flax




Plant code: PX  
*Philodendrum* 'Xanadu'  
Xanadu




Plant code: RI  
*Raphiolepis indica*  
Indian Hawthorn




Plant code: SAp  
*Syzygium australe* 'Pinnacle'  
Dwarf Lilly Pilly




Plant code: SAE  
*Syzygium australe* 'Elegance'  
Dwarf Lilly Pilly




Plant code: SSF  
*Syzygium* 'Southern Form'  
Dwarf Lilly Pilly




Plant code: SAf  
*Syzygium australe* 'Resilience'  
Dwarf Lilly Pilly




Plant code: SR  
*Strelitzia reginae*  
Bird of Paradise



Plant code: VO  
*Viburnum odoratissimum*  
Sweet Viburnum



Plant code: VI  
*Viburnum odoratissimum*  
Sweet Viburnum



Plant code: WFPz  
*Westringia fruticosa* 'Zena'  
Dwarf Coastal Rosemary

NOTES

This plan is to be read in conjunction with all documentation prepared by **krisis taylor architects**.



office. 16/303 pacific highway  
lindfield nsw 2070  
postal. 25 bent street  
lindfield nsw 2070  
ph 9416 4290 fax 9416 4735  
A.C.N 097 328 580  
email [ijla@netspace.net.au](mailto:ijla@netspace.net.au)

**project**  
Residential Development  
30 - 32 Advance Steet, Schofields

**drawing**  
DA Materials Palette 1  
**client**  
Toplace Pty Ltd

|  |                          |
|--|--------------------------|
| <b>date</b><br>October 2017            | <b>scale</b><br>A1       |
| <b>job.dwg no.</b><br>102.17(15)/383'A | <b>no. in set</b><br>7/8 |
| <b>designed by</b><br>IJ               | <b>drawn by</b><br>HL    |

REVISIONS

**A** 26.10.17  
1. Street trees and other revisions added to suit Council requirements,



PALMS & FERNS



Plant code: ACu  
*Archontophoenix cunninghamiana*  
Bangalow Palm



Plant code: BCa  
*Blechnum cartilagineum*  
Gristle Fern



Plant code: CC  
*Cyathea cooperii*  
Rough Bark Tree Fern



Plant code: CE  
*Chamaedorea elegans*  
Parlor Palm



Plant code: DA  
*Dicksonia antarctica*  
Soft Tree Fern



Plant code: RE  
*Rhapis excelsa*  
Lady Palm



Plant code: ZZ  
*Zamioculcas zamiifolia*  
ZZ Plant

GROUNDCOVERS



Plant code: ACi  
*Arthropodium cirratum*  
Renga Renga Lily



Plant code: AE  
*Aspidistra elatior*  
Cast Iron Plant



Plant code: CAr  
*Clematis aristata*  
Old Mans Beard



Plant code: CM  
*Clivia miniata*  
Bush Lily



Plant code: DB  
*Dianella 'Breeze'*  
Paroo Lily



Plant code: DCJj  
*Dianella caerulea* 'Little Jess'  
Little Jess Paroo Lily



Plant code: DRlr  
*Dianella revoluta* 'Little Rev'  
Little Rev Flax Lily



Plant code: DSe  
*Dianella 'Silver Streak'*  
Silver Streak Lily



Plant code: HS  
*Hibbertia scandens*  
Guinea Flower



Plant code: HV  
*Hardenbergia violacea*  
Native Sarsaparilla



Plant code: LJr  
*Linopoe 'Just Right'*  
Turf Lily



Plant code: LFs  
*Lomandra fluviatilis* 'Shara'  
Shara Mat Rush



Plant code: LLc  
*Lomandra 'Little Con'*  
Mat Rush



Plant code: LLt  
*Lomandra longifolia* 'Tanika'  
Tanika Mat Rush



Plant code: LS  
*Lomandra 'Seascape'*  
Mat Rush



Plant code: PPa  
*Pandorea pandorana*  
Wonga Vine



Plant code: TA  
*Trachelospermum asiaticum*  
Japanese Star Jasmine



Plant code: TJ  
*Trachelospermum jasminoides*  
Star Jasmine




Plant code: VH  
*Viola hederacea*  
Native Violet

PLAY EQUIPMENT



Play Structures for 2+ years  
Kompan

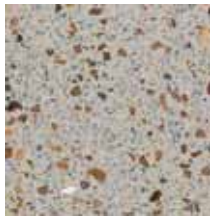
PAVING & SURFACE FINISHES



Communal Open Space Feature Paving  
Type 1  
Hanson Concretes  
ImageCreteExpose Jamberoo (LE)



Communal Open Space Feature Pav-  
ing Type 2  
EcoOutdoor Cobblestones Raven  
Bush hammered surface finish laid in grid  
pattern



General Paving  
UrbanStone Engineered Series  
Pavers 'Albany Beige' Honed Finish



Timber courtyard fences and gates  
1800mm high for privacy

NOTES

This plan is to be read in conjunction  
with all documentation prepared by  
krisis taylor architects.



office. 16/303 pacific highway  
lindfield nsw 2070  
postal. 25 bent street  
lindfield nsw 2070  
ph 9416 4290 fax 9416 4735  
A.C.N 097 328 580  
email ija@netspace.net.au

project  
Residential Development  
30 - 32 Advance Steet, Schofields

drawing  
DA Materials Palette 2

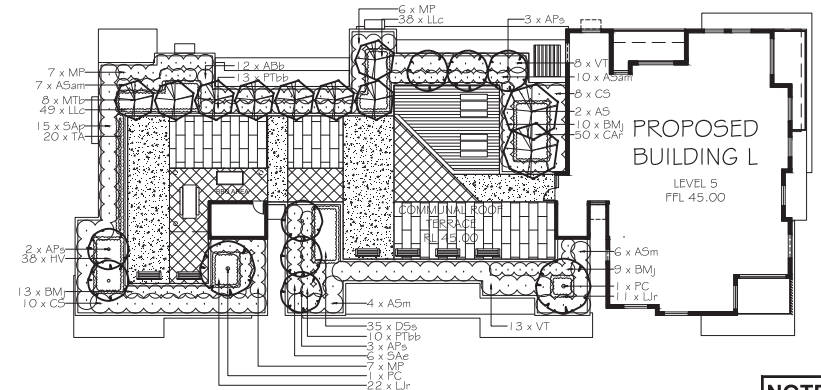
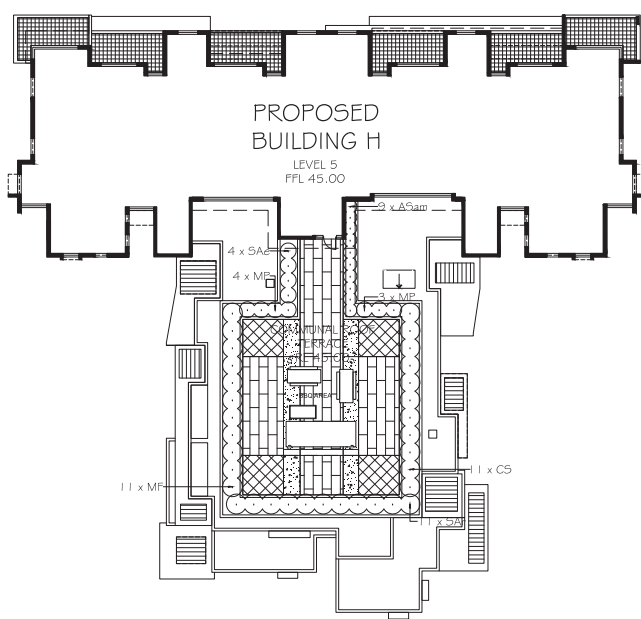
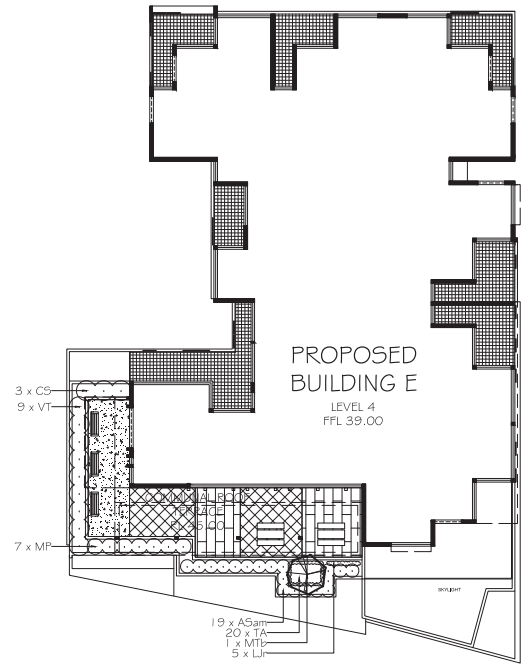
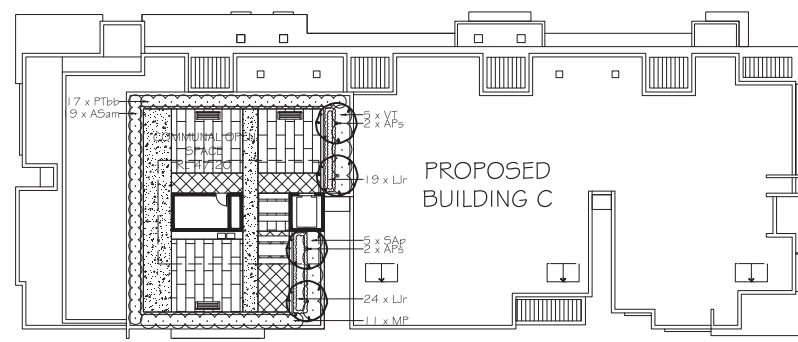
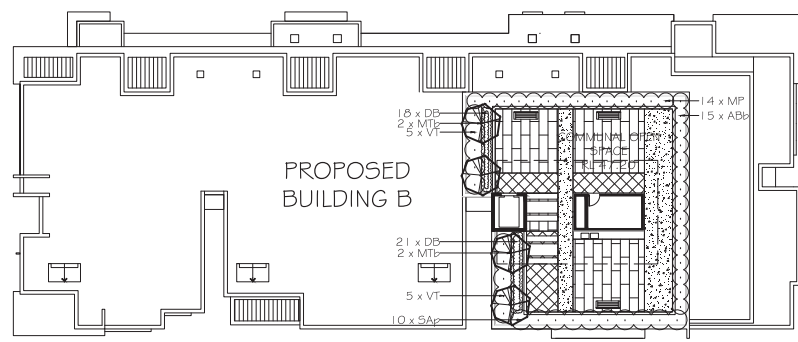
client  
Toplace Pty Ltd

|                |            |
|----------------|------------|
| date           | scale      |
| October 2017   | A1         |
| job.dwg no.    | no. in set |
| 102.17(15)/384 | 8/8        |
| designed by    | drawn by   |
| IJ             | HL         |



LEGEND

- +0.00 EXISTING & ARCHITECTS LEVELS
- +65.20 PROPOSED LANDSCAPE LEVELS
- PROPOSED EVERGREEN REES
- PROPOSED DECIDUOUS TREES
- PROPOSED SCREEN SHRUBS/HEDGES
- PROPOSED FEATURE SHRUBS
- PROPOSED NATIVE GRASSES/ GROUNDCOVERS
- COMMUNAL OPEN SPACE FEATURE PAVING TYPE 1
- COMMUNAL OPEN SPACE FEATURE PAVING TYPE 2
- PRIVATE COURTYARD PAVING
- GENERAL PAVING



SCHEDULE OF PLANT MATERIAL

| CODE | BOTANICAL NAME                                | COMMON NAME            | QUANTITY | MATURE HEIGHT | CONTAINER SIZE | STAKES |
|------|---|------------------------|----------|---------------|----------------|--------|
| APs  | <i>Acer palmatum</i> 'Senkaki'                | Coral Barked Maple     | 12       | 4m            | 45 litre       | 2      |
| AS   | <i>Acmena smithii</i>                         | Lilly Pilly            | 2        | 13m           | 45 litre       | 2      |
| ASam | <i>Acmena smithii</i> 'Alyn Magic'            | Dwarf Lilly Pilly      | 64       | 1m            | 200mm          | -      |
| ASm  | <i>Acmena smithii</i> 'Minor'                 | Dwarf Lilly Pilly      | 10       | 3m            | 200mm          | -      |
| ABb  | <i>Austromyrtus</i> 'Blushing Beauty'         | Austromyrtus           | 27       | 1.5m          | 200mm          | -      |
| BMj  | <i>Buxus microphylla</i> var. <i>japonica</i> | Japanese Box           | 32       | 1m            | 200mm          | -      |
| CS   | <i>Camellia sasanqua</i>                      | Sasanqua Camellia      | 32       | 3m            | 200mm          | -      |
| CAr  | <i>Clematis aristata</i>                      | Old Man's Beard        | 50       | prostrate     | 140mm          | -      |
| DB   | <i>Dianella 'Breeze'</i>                      | Dianella Breeze        | 39       | 0.6m          | 140mm          | -      |
| DSs  | <i>Dianella 'Silver Streak'</i>               | Silver Streak Dianella | 35       | 0.4m          | 140mm          | -      |
| HV   | <i>Hardenbergia violacea</i>                  | Native Sarsparilla     | 38       | prostrate     | 140mm          | -      |
| Ljr  | <i>Liriope 'Just Right'</i>                   | Turf Lily              | 81       | 0.4m          | 140mm          | -      |
| LLc  | <i>Lomandra 'Little Con'</i>                  | Lomandra               | 87       | 0.4m          | 140mm          | -      |
| MTb  | <i>Magnolia grandiflora</i> 'Teddy Bear'      | Dwarf Magnolia         | 13       | 4m            | 45 litre       | 2      |
| MF   | <i>Michelia figo</i>                          | Port Wine Magnolia     | 11       | 4m            | 300mm          | -      |
| MP   | <i>Murraya paniculata</i>                     | Orange Jasmine         | 59       | 2m            | 200mm          | -      |
| PTbb | <i>Phormium tenax</i> 'Bronze Baby'           | Dwarf NZ Flax          | 40       | 1m            | 140mm          | -      |
| PC   | <i>Pyrus calleryana</i> 'Capital'             | Ornamental Pear        | 2        | 6m            | 45 litre       | 2      |
| SAp  | <i>Syzygium australe</i> 'Elegance'           | Dwarf Lilly Pilly      | 10       | 1.5m          | 200mm          | -      |
| SAp  | <i>Syzygium australe</i> 'Pinnacle'           | Dwarf Lilly Pilly      | 30       | 3m            | 200mm          | -      |
| SAr  | <i>Syzygium australe</i> 'Resilience'         | Dwarf Lilly Pilly      | 11       | 3m            | 200mm          | -      |
| TA   | <i>Trachelospermum asiaticum</i>              | Japanese Star Jasmine  | 40       | prostrate     | 140mm          | -      |
| VT   | <i>Viburnum tinus</i>                         | Sweet Viburnum         | 45       | 3m            | 200mm          | -      |

NOTES

This plan is to be read in conjunction with all documentation prepared by krikis taylor architects.

office. 16/303 pacific highway  
lindfield nsw 2070  
postal. 25 bent street  
lindfield nsw 2070  
ph 9416 4290 fax 9416 4735  
A.C.N 097 328 580  
email ijl@netspace.net.au

project  
Residential Development

30 - 32 Advance Steet, Schofields

drawing  
DA Rooftop Planter Plan

client  
Toplace Pty Ltd

date  
October 2017

scale  
1:200 @ A1  
1:400 @ A3

job.dwg no.  
102.17(15)/454

no. in set  
6/8

designed by  
IJ

drawn by  
HL

Verify all dimensions on site before commencing construction or ordering materials. Verify the dimensions of all manufactured products before installation. Use figured dimensions in preference to scaled dimensions. Report any discrepancies to the Landscape Architect for a decision before work commences.

